



DONJOY looking forward to your visit! Your telecommunications!



东正科技有限公司
DONJOY TECHNOLOGY CO.,LTD.

地址: 温州空港新区港富路25号
总机: 0577-86990888
传真: 0577-86998000

Add: No.25 Gang fu Road, konggang
new District, Longwan Wenzhou, China
Tel: +86-577-86990888
Fax: +86-577-86998000
E-mail: donjoy@cndonjoy.com

www.cndonjoy.com


法律声明

目录样册版权归东正所有, 如有抄袭, 必将追究其法律责任和经济赔偿。
东正已获得国家版权局书刊号。东正诸多产品技术, 都具有专利保护, 如有抄袭,
必将追究法律责任和经济赔偿。

Legal statement:
Copyright of the catalogue belongs to Donjoy. If there is plagiarism,
it will be investigated for legal responsibility and economic compensation.
Donjoy has been granted publications number by China's National Copyright.
Donjoy products and technology with patent protection.
If there is plagiarism, it will be investigated for legal responsibility
and economic compensation.

Purity pumps

2022 / 洁净泵 智能制造



国家高新技术企业 浙江省著名商标

Advantages



27 YEARS

27年的阀门研发与制造
More than 27 years valve and pump R&D and Manufacturing

20 YEARS

20年的高洁净泵研发与制造
More than 20 years high purity pump R&D and Manufacturing

15 YEARS

15年的阀门控制器研发与制造
More than 15 years valve controller R&D and Manufacturing

12 YEARS

12年的清洗技术研发与制造
More than 12 years Cleaning technology R&D and Manufacturing

300

300多人的专业团队
A profession team of over 300 people

200

200多项知识产权
More than 200 intellectual property rights

30

30多项国际权威认证
More than 30 international authoritative certifications

20

20多项国家与省级荣誉
More than 20 national and provincial honors certificates

超过10年研发经验
工程师队伍
We have more than
10 years experienced engineer
team in R & D.

日本Mizak
CNC复合加工中心
CNC切削中心
CNC车床
Japan Mizak
CNC compound machining center
CNC cutting center
CNC lathe

发那科 (Fanuc)
全自动机器人生产线
【Fanuc】Automatic robot
production line

高新技术企业
省著名商标
主任级荣誉：4项发明、
200余项专利
New high-tech enterprise,
Provincial famous trademark,
Director's Quality Award 4 inventions
More than 200 patents

欧盟CE
美国3-A, FDA
中国特种制造许可证 TS
防爆认证ATEX CNEX
European Union CE certificate
USA 3-A, FDA
China Special Manufacturing
License TS
ATEX CNEX

我们能为您提供
定制化技术服务和制造,
OEM ODM
We can provide
your OEM & ODM service

领先的检测手段,
30多台专业检测设备和
50多种检测方法, 确保
每个产品性能和精度
Advanced detection method,
More than 30 pcs professional
testing equipment. More than
50 inspection ways, ensure product
performance and accuracy

30 YEARS

30年洁净领域的专注
30 years of focus in the field of cleanliness

30 YEARS

30年工程应用经验与市场考验
30 years of engineering application experience and market test

三十而立正蕴含着新的力量，
未来我们将一如既往的致力于技术革新！
We Donjoy have established for 30 years, still full of
new energy, in the future we will stick to concentrate on
technology innovation

Introduction

东正创立于1993年，占地面积29000m²，注册资本1.0538亿元，员工300余人，技术团队30余人，200余项知识产权、国际权威认证300余项，国家与省级荣誉证书20余项，且拥有国际领先的加工技术和制造设备，如Mazak CNC四轴、五轴加工中心、复合型切削中心、FANUC机器人生产线以及各种国际领先的检测设备。

东正制造的产品远销全球并获得国内外用户高度评价，我们产品和服务涵盖高洁净泵、阀门控制技术、PID自控阀门、高洁净阀门、容器管道安全控制技术、容器清洗技术、容器管道照明技术、过滤技术以及高洁净管道及配件等。广泛应用于生物制药、食品饮料、酿酒、精细化工、日化洗涤、纺织印染、电池和新能源等工业领域。

Donjoy is founded in 1993, covers an area of 29,000 square meters, registered capital of 105.38 million yuan, we have more than 300 employees, we have more than 30 persons technical team we have more than 200 intellectual property rights, we have more than 30 authoritative international certification, we have more than 20 national and provincial certifications, and has an international leader of first processing technology and manufacturing equipment, such as Mazak CNC four axis, five axis machining center, compound cutting center, FANUC robot production line and various international collar first detection equipment, etc.

The products manufactured by Donjoy are sold all over the world and are highly praised by domestic and overseas Products and technology cover high purity pump, valve control technology, PID automatic control valve, high purity valve, container pipeline safety control technology, container cleaning technology, container pipe road lighting technology, filtration technology and high purity pipes and accessories. Widely used in the biopharmaceuticals, food and beverage, wine, fine chemicals, daily chemicals, washing, textile printing and dyeing, battery and new energy and other industrial fields.



MINI STU-10 转子泵 MINI STU-10 lobe pump

双向可逆、高粘稠、低粘稠、全不锈钢
低脉冲、柔性输送物料的方案

Flexible solution for two-direction reversible, high viscosity,
low viscosity, all stainless steel, low pulse, liquid transportation



MINI-STU-R/L-10 技术特性表-选型表

MINI-STU-R/L-10 Lobe Pump - Technical Characteristics Table - Selection Table

型号 Model	压力 Pressure (bar)	电机 Motor (kw)	进出口 尺寸 Inlet/Outlet size	每转排量 Flow per revolution (L/R)	建议 转速范围 Recommended speed range (RPM)	建议转速 范围流量 Recommended speed range flow (L/h)	推荐转速 Recommended speed (RPM)	推荐转速 流量 Recommended speed flow (L/h)	净重量 NW (KG)
-------------	-------------------------	---------------------	-----------------------------------	---	---	--	---------------------------------------	--	-------------------



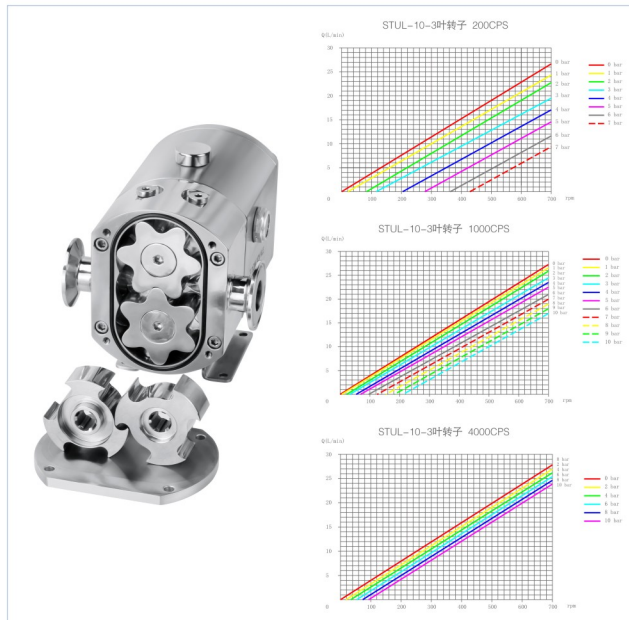
3叶转子技术参数 - 选型表 Technical parameters - Selection table for 3-leaves mini rotor pump

STU-R/L-10	2	0.75	1"-DN25	0.035	50-700	105	1470	500	1050	24
	3	1.5								31
	5	2.2								34
	10	3.0								43



5叶转子技术参数 - 选型表 Technical parameters - Selection table for 5-leaves mini rotor pump

STU-R/L-10	2	0.75	1"-DN25	0.03	50-700	90	1260	500	900	24
	3	1.5								31
	5	2.2								34
	10	3.0								43




技术参数 Technical Specifications


流量 Max flow	3000L/h
压力 Max pressure	12bar
转速范围 Speed range	10-1450 R.P.M
工作温度 Working temperature	-40°C to 150°C
表面处理 Surface treatment	Ra<0.6 μm; EP=Ra0.4 μm
材质 Material	100%不锈钢, 介质接触部分316L, 100% stainless steel, parts contacting medium 316L 双相钢 Dual-phase steel 2205, 哈氏合金 Hastelloy alloy C276
认证 Certification	3-A-02-12 No.1759; FDA 177.2600; CE-MD/06-42 No. 705201492401-00

MINI STU-10 转子泵 MINI STU-10 lobe pump

每一款泵的设计是基于——美国卫生标准《3A-02-12》，欧盟安全指令《MD/06/42/EC》
国际领先合作伙伴——西门子、ABB、SEW、皖南、Roplan，确保每一款泵更加的，经久耐用、高效、洁净、安全
The design of each pump is based on - US Sanitary Standard "3A-02-12", EU Safety Directive Design "MD/06/42/EC"
International leading partners - Siemens, ABB, SEW, WH, Roplan, to ensure that each pump is more durable, efficient, clean and safe



伺服电机驱动-MINI转子泵
Servo Motor Drive-MINI Rotor Pump




电机直连式-MINI转子泵
Motor direct connection type-MINI rotary lobe pump



移动式-一体式控制箱转子泵
Mobile-Integrated control box rotary lobe pump

一体式控制箱转子泵
Integral control box rotary lobe pump

TU/STU 系列转子泵 TU/STU series lobe pump



双向可逆运行、
高压、高低粘度、固体颗粒
高洁净的解决方案
Solution for two-direction reversible,
high pressure, high and low viscosity, solid
granule high clean solution

转子泵有2大系列:
TU系列-铸铁齿轮箱
STU系列-全不锈钢齿轮箱
There are 2 series of rotary lobe pumps:
TU series - cast iron gearbox
STU series-all stainless steel gearbox



技术参数 Technical Specifications

最大流量 Max.flow	90m ³ /395 GPM
最高压力 Max.pressure	15bar/220 Psi
最高温度 Max.Temperature	150°C/302°F
最高转速 Max.rev	750 rpm
材质 Material	316L, 1.4404, ASME BPE 316L, 1.4435, N2 Fe ≤ 0.5% 双相钢 Dual-phase steel 2205, 哈氏合金 Hastelloy alloy C276
表面处理 Surface treatment	≤ Ra0.8 μm, ≤ Ra0.6 μm, ≤ Ra0.4 μm
认证 Certification	3-A-02-12 No.1759, FDA 177.2600; CE-MD/06-42 No. 705201402401-00

不同的转子配置 Rotor configurations

每一款泵的设计都是基于——
英国卫生标准《3A-02-12》,
欧盟安全指令《MD/06/42/EC》
国际领先合作伙伴——
西门子、ABB、SEW、统南、Roplan,
确保每一款泵更加的,
经久耐用、高效、洁净、安全

The design of each pump is based on –
US Sanitary Standard "3A-02-12",
EU Safety Directive Design "MD/06/42/EC"
International leading partners –
Siemens, ABB, SEW, WHI, Roplan,
to ensure that each pump is more durable,
efficient, clean and safe



不同的转子配置都是
适用于STU和TU系列转子泵
Different rotor configurations
are available for STU and TU series
rotary lobe pumps

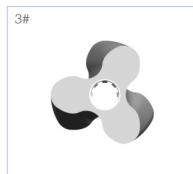
各种款式转子选择 Various Rotor Selection



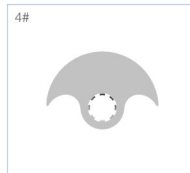
蝶型转子(推荐):
适用于含有颗粒介质输送, 对于颗粒破碎率较低, 有较小脉动;
Butterfly rotor (recommended):
With low particle breakage rate and small pulse, suitable for transporting



三叶型转子(选型):
适用于各种介质输送, 对于颗粒有破碎率, 相比较蝶型转子脉动现象更小。
3-leaves rotor (optional):
With granule breakage rate and smaller pulse than butterfly rotor, suitable for transporting all



螺旋三叶转子(选型):
适用于各种介质输送, 对于颗粒物料较小破碎率, 极小的脉动, 成本低。
Spiral 3-leaves rotor (optional):
With low granule breakage rate, very small pulse and high cost, suitable for



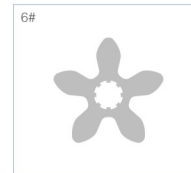
单蝶型转子(选型):
适用于含有大颗粒物料输送, 对于大颗粒物料破碎率较低, 但其脉冲较大, 压力低, 容积量小。

Single butterfly rotor (optional):
With low granule breakage rate for large particle, large pulse, low pressure and small volume, suitable for transporting material with large particle.



二叶型转子(选型):
适用于各种介质输送, 对于颗粒物料有破碎率, 但其脉冲较大, 压力低, 容积量小。

2-leaves rotor (optional):
With granule breakage rate, large pulse, low pressure and small volume, suitable for transporting all kinds of material.



五叶转子(选型):
适用于各种介质输送, 对于颗粒物料容易破碎, 极小的脉动, 相比较三叶转子流量更小。

5-leaves rotor (optional):
With high granule breakage rate, very small pulse and smaller flow, suitable for transporting all kinds of material.

TU- & STU 系列转子泵, 相关参数选型表 TU- & STU series lobe pump, parameter selection table

型号/规格 Model	转子泵 进出口/Outlet	压力 Max. pressure (bar)	最高转速 每分钟 Max speed per minute	建议转速范围 每分钟 Recommended speed range per minute	每转排量 Flow per revolution (L/R)	最大流量 Max flow (m ³ /h)	流量-每小时 Flow (m ³ /h)	每转排量 Flow per revolution (L/R)	最大流量 Max flow (m ³ /h)	流量-每小时 Flow (m ³ /h)		
TU/LTUR-20	1"-DN25	15	700	50-450	0.122	5.1	0.37	3.29	0.137	5.8	0.41	3.7
TU/LTUR-23	1.5"-DN40	15	700	50-450	0.171	7.2	0.51	4.62	0.192	8.1	0.58	5.2
TU/LTUR-25	2"-DN50	15	700	50-450	0.240	10.1	0.72	6.48	0.270	11.3	0.81	7.3
TU/LTUR-30	2"-DN50	15	700	50-400	0.274	15.7	1.12	8.98	0.420	17.6	1.26	10.1
TU/LTUR-35	2.5"	12	700	50-400	0.468	19.7	1.40	11.23	0.526	22.1	1.58	12.6
TU/LTUR-55	DN65	12	500	50-350	0.531	15.9	1.59	11.15	0.597	17.9	1.79	12.5
TU/LTUR-60	3"	10	500	50-350	0.588	17.6	1.76	12.31	0.659	19.8	1.98	13.8
TU/LTUR-70	3"	15	500	50-350	1.371	41.1	4.11	28.79	1.511	45.3	4.53	31.7
TU/LTUR-80	DN80	15	500	50-350	1.371	41.1	4.11	28.79	1.511	45.3	4.53	31.7
TU/LTUR-100	4"-DN100	10	500	50-350	1.758	52.7	5.27	36.92	1.938	58.1	5.81	40.7
TU/LTUR-125	5"-DN125	10	500	50-350	2.233	67.0	6.70	46.89	2.461	73.8	7.38	51.7

TU/STU 系列转子泵 TU/STU series lobe pump

TU- & STU 系列转子泵，相关参数选型表
TU- & STU series lobe pump, parameter selection table

型号规格 Model	转子泵 进出口尺寸 Inlet/Outlet	压力 Max pressure (bar)	最高转速 Max speed per minute	建议转速范围 每分转 Recommended speed range per minute	每转排量 Flow per revolution (L/R)	最大流量 Max flow (m ³ /h)	流量-每小时 Flow (m ³ /h)	每转排量 Flow per revolution (L/R)	最大流量 Max flow (m ³ /h)	流量-每小时 Flow (m ³ /h)		
TU/LTUR-20	1"-DN25	15	700	50-450	0.121	5.1	0.36	3.27	0.136	5.7	0.41	3.7
TU/LTUR-23	1.5"-DN40	15	700	50-450	0.171	7.2	0.51	4.62	0.192	8.1	0.58	5.2
TU/LTUR-25	2"-DN50	15	700	50-450	0.240	10.1	0.72	6.48	0.269	11.3	0.81	7.3
TU/LTUR-30	2"-DN50	15	700	50-400	0.374	15.7	1.12	8.98	0.417	17.5	1.25	10.0
TU/LTUR-35	2.5"	12	700	50-400	0.468	19.7	1.40	11.23	0.522	21.9	1.57	12.5
TU/LTUR-55	DN65	12	500	50-350	0.531	15.9	1.59	11.15	0.593	17.8	1.78	12.5
TU/LTUR-60	3"	10	500	50-350	0.588	17.6	1.76	12.31	0.654	19.6	1.96	13.7
TU/LTUR-70	3"	15	500	50-350	1.365	41.0	4.10	28.67	1.507	45.2	4.52	31.8
TU/LTUR-80	DN80	15	500	50-350	1.365	41.0	4.10	28.67	1.507	45.2	4.52	31.8
TU/LTUR-100	4"-DN100	10	500	50-350	1.750	52.5	5.25	36.75	1.932	58.0	5.80	40.6
TU/LTUR-125	5"-DN125	10	500	50-350	2.222	66.7	6.67	46.66	2.454	73.6	7.36	51.5

TU- & STU 系列转子泵，相关参数选型表
TU- & STU series lobe pump, parameter selection table

型号规格 Model	转子泵 进出口尺寸 Inlet/Outlet	压力 Max pressure (bar)	最高转速 Max speed per minute	建议转速范围 每分转 Recommended speed range per minute	每转排量 Flow per revolution (L/R)	最大流量 Max flow (m ³ /h)	流量-每小时 Flow (m ³ /h)	每转排量 Flow per revolution (L/R)	最大流量 Max flow (m ³ /h)	流量-每小时 Flow (m ³ /h)		
TU/LTUR-20	1"-DN25	15	700	50-450	0.137	5.8	0.41	3.70	0.144	6.0	0.43	3.9
TU/LTUR-23	1.5"-DN40	15	700	50-450	0.192	8.1	0.58	5.18	0.203	8.5	0.61	5.5
TU/LTUR-25	2"-DN50	15	700	50-450	0.270	11.3	0.81	7.29	0.285	12.0	0.86	7.7
TU/LTUR-30	2"-DN50	15	700	50-400	0.420	17.6	1.26	10.08	0.442	18.6	1.33	10.6
TU/LTUR-35	2.5"	12	700	50-400	0.526	22.1	1.58	12.62	0.554	23.3	1.66	13.3
TU/LTUR-55	DN65	12	500	50-350	0.597	17.9	1.79	12.54	0.629	18.9	1.89	13.2
TU/LTUR-60	3"	10	500	50-350	0.659	19.8	1.98	13.84	0.695	20.9	2.09	14.6
TU/LTUR-70	3"	15	500	50-350	1.511	45.3	4.53	31.73	1.584	47.5	4.75	33.3
TU/LTUR-80	DN80	15	500	50-350	1.511	45.3	4.53	31.73	1.584	47.5	4.75	33.3
TU/LTUR-100	4"-DN100	10	500	50-350	1.938	58.1	5.81	40.70	2.031	60.9	6.09	42.7
TU/LTUR-125	5"-DN125	10	500	50-350	2.461	73.8	7.38	51.68	2.579	77.4	7.74	54.2



TU-L系列Series



TUR-系列Series




STU-L系列Series
全不锈钢材质
All stainless steel



STUR-系列Series
全不锈钢材质
All stainless steel



外置安全阀+
保温系统
External safety valve +
heat-keeping system




内置式安全系统
Built-in security system

各种功能的配置他们都适用于STU和TU系列转子泵
Configuration of various functions they are suitable for STU and TU series rotary lobe pumps

TU/STU 系列转子泵 TU/STU series lobe pump




方形法兰接口
Square flange interface




定速比电机减速机
Fixed speed ratio motor reducer



控制箱+移动车
Control box + mobile car



伺服电机驱动
Servo motor drive



机械无极调速
Mechanical stepless
speed regulation



全防护罩
Full protective cover

各种功能的配置它们都适用于STU和TU系列转子泵
Configuration of various functions they are suitable for STU and TU series rotary lobe pumps

非常广泛的应用范围 Very wide range of applications



食品与饮品 Food and Drink

汤、炖肉、番茄酱、蔬菜、调味品、巧克力、脂肪和油、奶油馅料、啤酒厂、麦芽汁、软果汁饮料、肉类加工。
Soups, Stews, Tomato Paste, Vegetables, Dressings, Chocolate, Fats & Oils, Cream Fillings, Brewery, Wort, Soft/Fruit Drinks, Meat Processing.



乳业 Dairy

奶油、牛奶、奶酪凝乳和乳清、干酪、酸奶。
Cream, milk, cheese curd and whey, cottage cheese, yogurt.



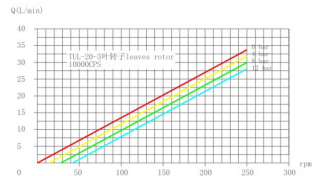
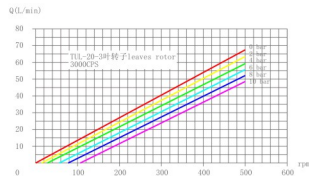
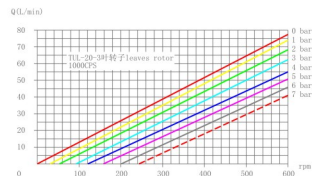
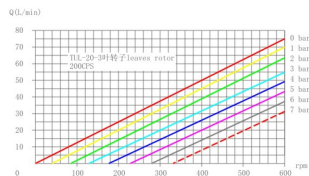
医药/化妆品 Pharmaceutical/Cosmetics

药膏、糖浆、提取物、浆液、面霜和乳液、头发定型凝胶和液体、染料和醇类、肥皂、化妆品。
Pill Pastes, Syrups, Extracts, Slurries, Face Creams & Lotions, Hair Styling Gels & Liquids, Dyes & Alcohols, Soaps, Cosmetics.

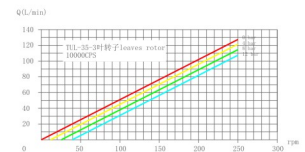
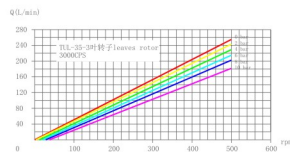
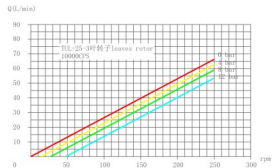
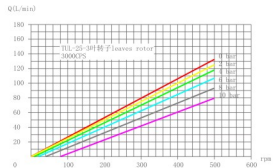
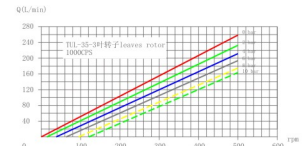
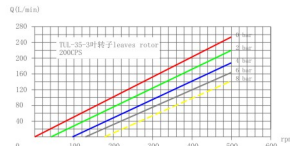
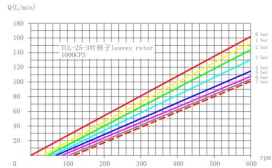
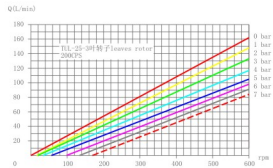
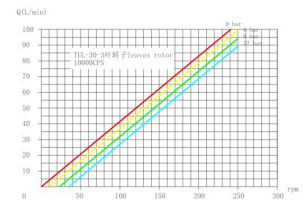
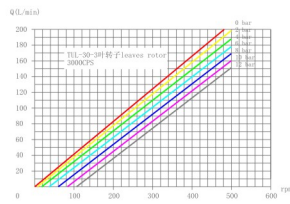
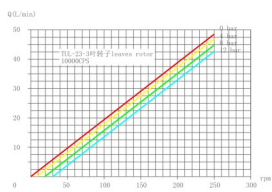
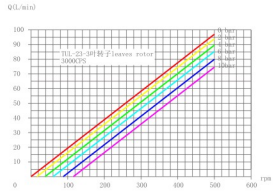
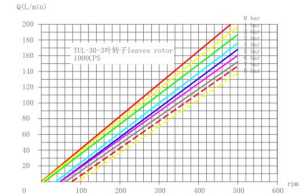
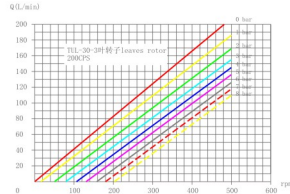
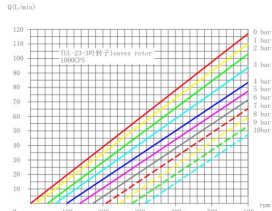
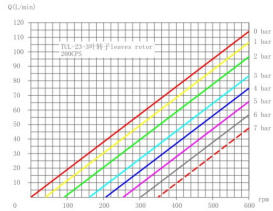


化工/工业 Chemical/Industrial

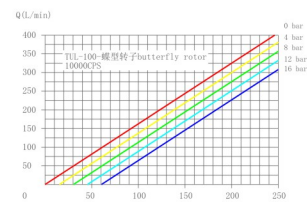
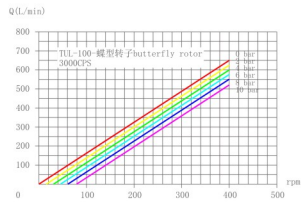
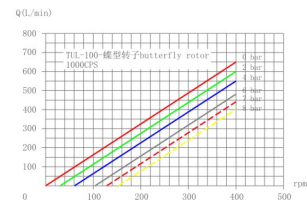
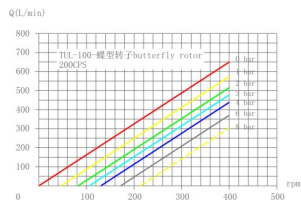
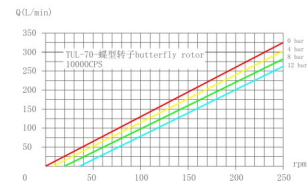
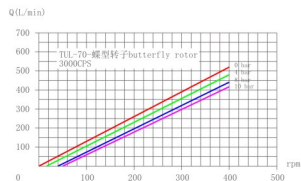
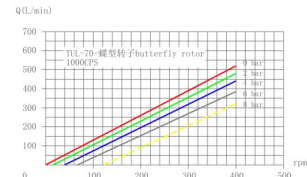
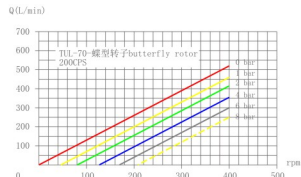
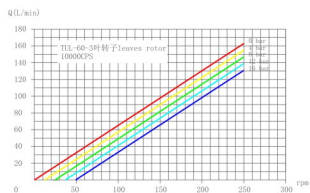
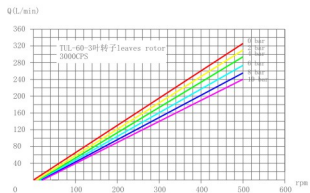
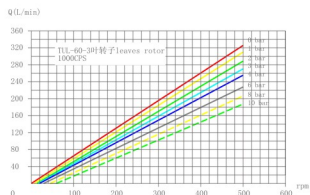
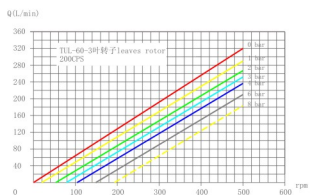
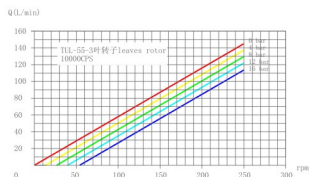
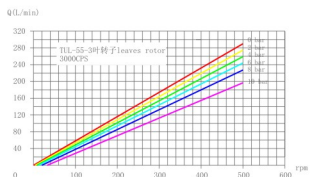
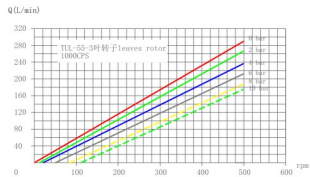
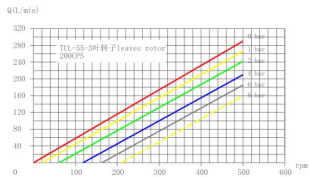
溶剂、油漆、燃料、树脂、聚合物和淤泥、石油和润滑油。
Solvents, Paints, Fuels, Resins, Polymers & Sludges, Oil & Lubricants.



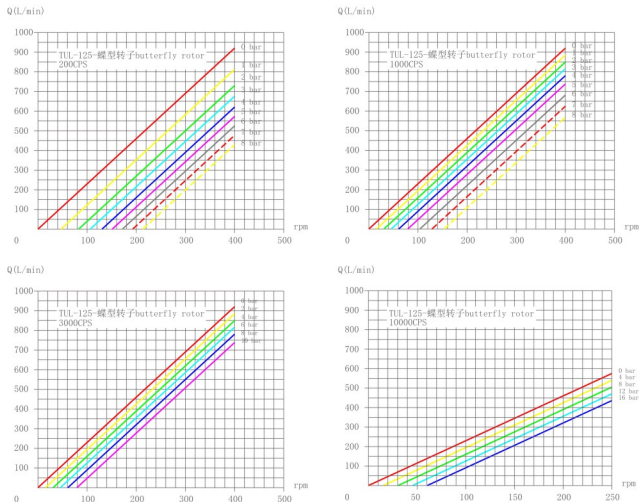
TU/STU 系列转子泵 TU/STU series lobe pump



TU/STU 系列转子泵 TU/STU series lobe pump



TU/STU 系列转子泵 TU/STU series lobe pump




LG 系列双螺杆泵 LG series twin screw pump

双向可逆运行、高低粘度、无脉冲、高压、含颗粒等各种物料无磨损柔性输送的解决方案
Bidirectional reversible operation, high and low viscosity, no pulse, high pressure, Solutions for non-damaged and flexible conveying of various materials including granule

高效、洁净、安全、耐用
维护简单、无需专业人员
Efficient, clean, safe and durable
Simple maintenance, no professional required

技术参数 Technical Specifications

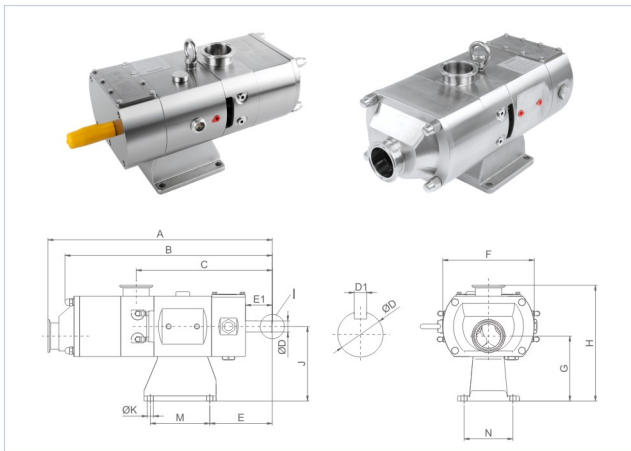
最大流量 Max flow	180m ³ /h
最大颗粒 Max particles	39mm
最高压力 Max pressure	23bar
转速范围 Speed range	10-3500 R.P.M
工作温度 Working temperature	-40°C to 150°C
表面处理 Surface treatment	Ra<0.6 μm; SP=Ra0.4 μm
材质 Material	100%不锈钢, 介质接触部分316L 100% stainless steel, Medium contact part 316L
认证 Certification	3-A-22-12 No.1759, FDA 177.2690; CE-MD006-42 No.705201402401-00



LG螺杆泵技术参数表 LG Screw Pump Technical Parameter Table


型号 Model	螺杆间距 Screw pitch (mm)	每转排量(L) Discharge per revolution	最大流量 Max flow (L/m)	最大流量 Max flow (m ³ /h)	最高转速 Max speed (rpm)	可送料粒 Max diameter of passed granule (mm)	最大压力 Max pressure (bar)	泵头进口 Body port (inlet)	泵体出口 Body port (outlet)	重量 Net weight (kg)
LGR-20-18	18	0.07	252	15	3600	8.5	20			
LGR-20-26	26	0.10	360	22	3600	12.5	20	1"-2"	1"-2"	30
LGR-20-39	39	0.15	435	26	2900	19.0	20			
LGR-30-24	24	0.14	406	24	2900	11.5	20			
LGR-30-40	40	0.25	725	44	2900	19.5	20	2.5"-3"	2"-3"	59
LGR-30-60	60	0.37	1073	64	2900	29.5	20			
LGR-70-32	32	0.47	1363	82	2900	15.5	20			
LGR-70-54	54	0.79	2291	137	2900	26.5	20	3"-4"	3"-4"	155
LGR-70-80	80	1.17	3393	204	2900	39.5	20			

LG 系列双螺杆泵 LG series twin screw pump




LG-R螺杆泵尺寸数据图 LG-R Screw Pump Dimension Data Chart


系列 Model	Cover port (Inlet)		Body port (Outlet)		外形安装尺寸 Assembly Dimension																
	进口 Inlet	出口 Outlet	B	C	D	D1	E	E1	F	G	J	K	M	N	卡箍式 Clamp		螺纹式 Thread		法兰式 Flange		
															A	H	A	H	A	H	
DJ-LGR-20-18	1"-2"	1"-2"	385	265	22	6	122	52	178	127	145	12	116	95	436	225	445	234	447	231	
DJ-LGR-20-26	1"-2"	1"-2"	385	265	22	6	122	52	178	127	145	12	116	95	436	225	445	234	447	231	
DJ-LGR-20-39	1"-2"	1"-2"	385	265	22	6	122	52	178	127	145	12	116	95	436	225	445	234	447	231	
DJ-LGR-30-24	2.5"-3"	2"-3"	520	354	28	8	181	57.5	225	162	180	12	190	125	589	280	601	296	595	289	
DJ-LGR-30-40	2.5"-3"	2"-3"	520	354	28	8	181	57.5	225	162	180	12	190	125	589	280	601	296	595	289	
DJ-LGR-30-60	2.5"-3"	2"-3"	520	354	28	8	181	57.5	225	162	180	12	190	125	589	280	601	296	595	289	
DJ-LGR-70-32	3"-4"	3"-4"	634	411	42	8	196	73	322	206	183.5	18	300	194	720	376	727	383	730	386	
DJ-LGR-70-64	3"-4"	3"-4"	634	411	42	8	196	73	322	206	183.5	18	300	194	720	376	727	383	730	386	
DJ-LGR-70-80	3"-4"	3"-4"	634	411	42	8	196	73	322	206	183.5	18	300	194	720	376	727	383	730	386	




带料斗螺杆泵
Screw pump with hopper



全防护罩螺杆泵
Screw pump with motor cover



带电机螺杆泵
Screw pump with motor



带电机减速机螺杆泵
Screw pump with motor and reducer

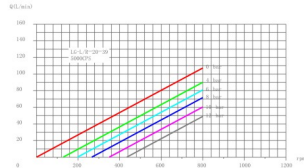

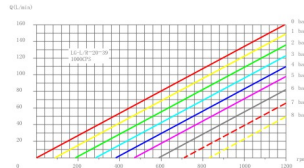
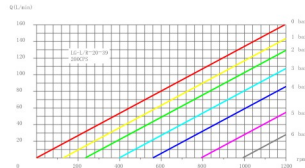
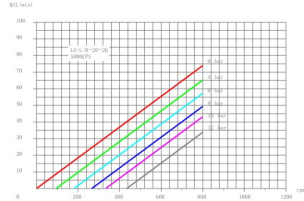
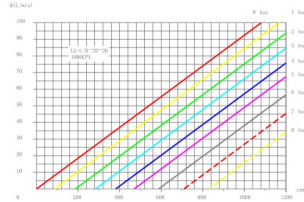
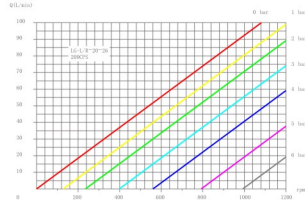
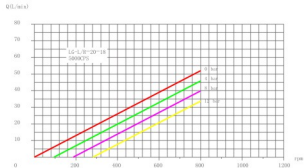
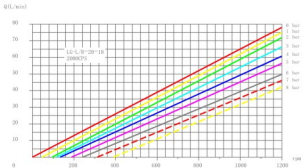
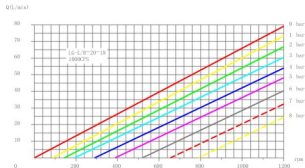
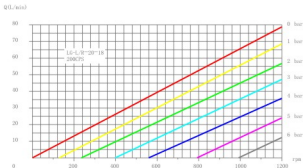


移动式-螺杆泵
Mobile screw pump

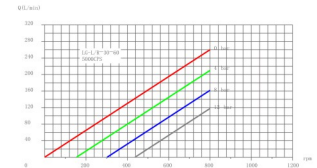
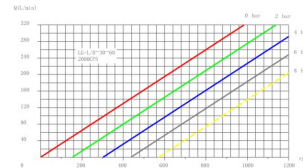
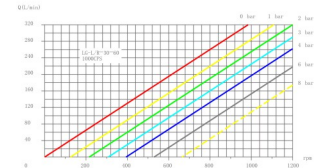
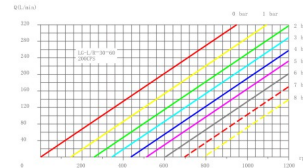
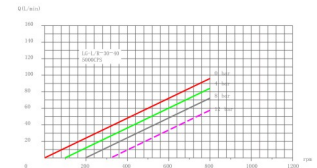
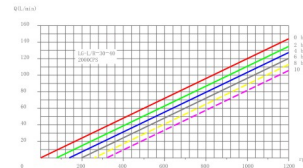
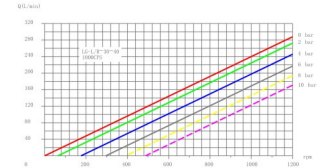
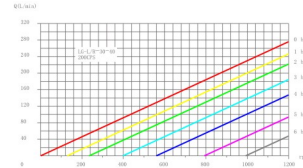
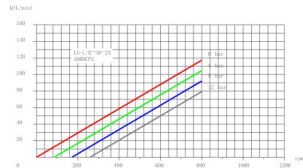
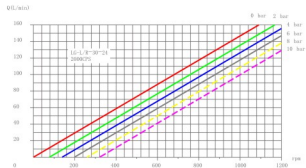

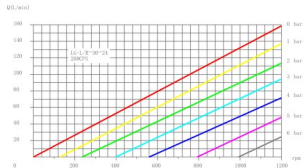



移动式+控制箱-螺杆泵
Screw pump with mobile and control box

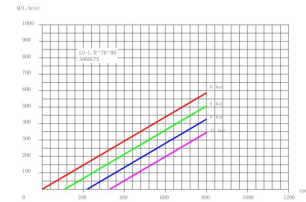
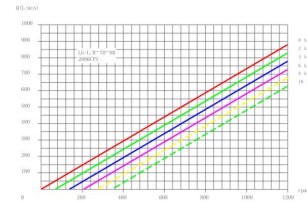
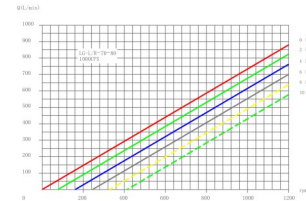
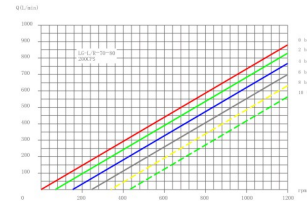
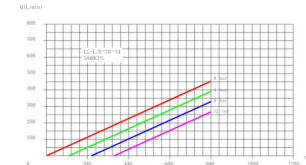
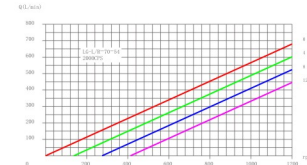
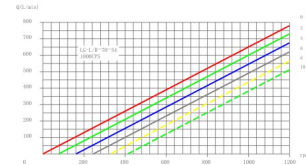
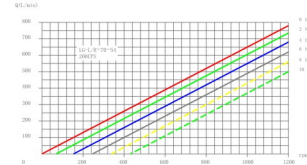
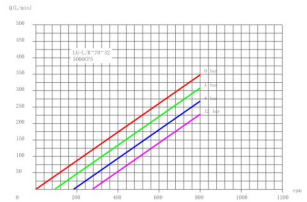
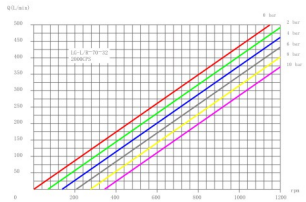
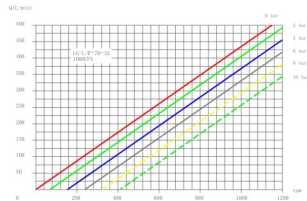
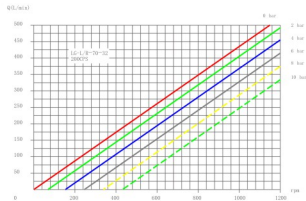
螺杆泵曲线图 Screw pump curve



螺杆泵曲线图 Screw pump curve



螺杆泵曲线图 Screw pump curve



双头双螺杆泵 Double head twin screw pump





S-LG系列螺杆泵

更高流量、更高压力、双吸入口、多任务处理、多功能

双向可逆运行、高低粘度、无脉冲、含颗粒等各种物料无破损柔性输送的解决方案

S-LG series screw pump

Higher flow, higher pressure, double suction inlet, multi-task processing, multi-function bidirectional reversible operation, high and low viscosity, no pulse, containing granule and other materials without damage and flexible transportation solutions



SLGR螺杆泵技术参数表 Technical Parameter Table of Screw Pump

型号 Model	螺杆间距 Screw pitch (mm)	每转排量 Discharge per revolution (L/Rev)	最大流量 Max flow (L/min)	最大流量 Max flow (m ³ /h)	最高转速 (rpm) Max speed (minutes)	可过粒径 Max diameter of passed granule (mm)	最大压力 Max pressure (bar)	泵头进口 Head port (inlet)	泵体出口 Body port (outlet)	重量 Net weight (kg)
SLGR-20-18	18	0.14	280	17	2000	8.5	20	2.5"-DN65	2"-DN60	55
SLGR-20-26	26	0.20	400	24	2000	12.5	20			
SLGR-20-39	39	0.30	600	36	2000	19.0	20			

双头双螺杆泵 Double head twin screw pump



电机减速机-双头双螺杆泵
Double head twin screw pump with motor and reducer


正弦泵系列 Sine pump series

双向可逆运行、颗粒输送无忧、物料输送无破损
高低粘度无忧、超强自吸能力、输送无脉冲现象
洁净、高效、耐用、安全、低成本解决方案

Bidirectional reversible operation, worry-free granule transferring,
no damage to material transferring, worry-free high and low viscosity,
super self-priming ability, no pulse in transferring, clean, efficient,
durable, safe, and low-cost solutions



正弦泵系列 Sine pump series



技术参数 Technical Specifications

最大流量 Max flow	93m ³ /h
最高压力 Max pressure	15 bar
最高温度 Max Temperature	130°C, 适用于CIP或SIP清洗和灭菌 Suitable for CIP or SIP cleaning and sterilization
材质 Material	1.4404/SS316L 双相钢/2205钛氏合金/C276 Dual-Phase steel/2205 Hastelloy alloy C276
认证 Certification	3-A-82-12 FDA177.2600, 177.1550, MD06/42EC

正弦泵是一种新型的容积式泵，它具有结构更加紧凑、输送效率更高、适用输送介质粘度范围更广等特点。可广泛应用于食品、饮料、奶制品、化工、制药等行业。

Sine pump is a new type of positive displacement pump, which has the characteristics of more compact structure, higher conveying efficiency, and wider viscosity range of applicable conveying medium. Can be widely used in food, beverage, dairy, chemical, pharmaceutical and other industries.

技术优势

- 超低剪切输送，有效保证介质完整性。
- 高吸入能力，进口负压可达-0.85bar。
- 低脉冲输送，可有效防止管道振动，使介质输送平稳快速。也可增加计量精度。
- 输送过程柔和，不易产生气泡。
- 双向运行设计。
- 维护简单快捷。
- 所有与介质接触部件符合FDA和EC1935标准要求。
- 适用介质粘度范围广，1cp至800,000cp。

Technical advantages

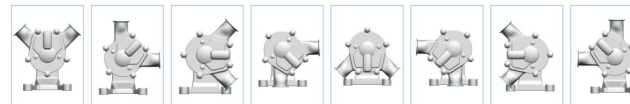
- Ultra-low shear conveying to effectively ensure media integrity
- High suction capacity, inlet negative pressure can reach -0.85bar
- Low-pulse conveying can effectively prevent pipeline vibration, make the medium convey smoothly and quickly, and also increase the measurement accuracy
- The conveying process is gentle, and it is not easy to generate air bubbles
- Bidirectional operation
- Simple and fast maintenance
- All medium contacting parts comply with FDA and EC1935 standards
- Wide range of medium viscosity, 1cp to 8,000,000cps

非常广泛的应用范围，且高粘度对泵功率的影响极小，输送颗粒无破损

Very wide application range, and the high viscosity has little effect on the pump power, and the conveyed particles are not damaged



可选的接口方向 Optional Interface Orientation



R-1 R-2 *R-3 R-4 L-1 L-2 *L-3 L-4

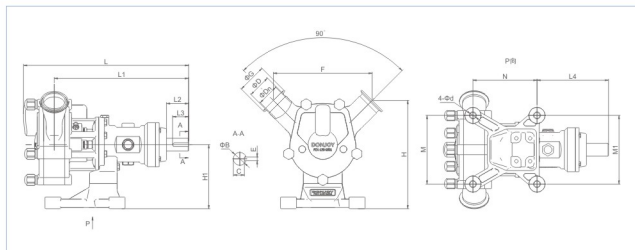
带有(*)完全自排空，用户可根据工况自由决定采用何种连接方式，而无需出厂定义

With (*) completely self-draining, the user can freely decide which connection method to use according to the working conditions, without the need for factory definition


正弦泵选型表 Sine pump selection table

规格 Model	最大颗粒 Max granule diameter(mm)	每转排量 Discharge per revolution(L/Rev)	最大转速 Max speed(rpm)	最大流量 Max flow(m ³ /h)	最大压力 Max pressure(bar)	工作温度 °C Temperature	轴径 mm Shaft diameter
PZX-120	12	0.13	900	7.0	10	100	28
PZX-140	18	0.24	800	11.5	15	100	28
PZX-180	26	0.50	600	18.0	15	100	42
PZX-220	32	1.00	600	36.0	15	100	42
PZX-300	38	1.90	600	68.4	15	100	48
PZX-300-1	50	2.60	600	93.6	15	100	48

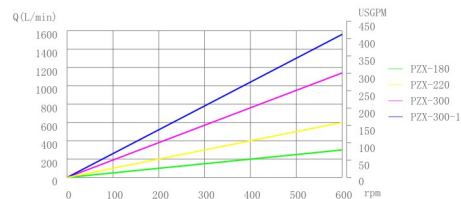
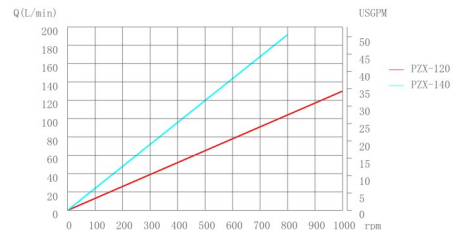
正弦泵系列 Sine pump series




规格 Model	D	Dn	G	F	H	H1	L	L1	L2	L3	L4	M	M1	N	Φd	B	C	E
PZX-120	50.8	47.5	64	216	237	140	360.6	293.5	44.2	35	156.2	150	150	140	13	28	24	8
PZX-140	63.5	59.5	77.5	241.5	249.5	140	378	297	44.2	35	156.2	150	150	140	13	28	24	8
PZX-180	76.2	72.2	91	330.2	325	188	491.3	368.2	72.8	55	189.8	180	170	170	13	42	35	12
PZX-220	89	85	106	396.8	356.7	186.6	516.3	375.6	62.8	55	179.8	180	170	170	13	42	35	12
PZX-300	101.6	97.6	119	485.8	464.6	250	697	495.4	96.5	85	239	235	220	250	13	48	42.5	14
PZX-300-1	127	123	144.5	531.2	480.2	250	710	502	96.5	85	239	235	220	250	13	48	42.5	14




PZX 正弦泵曲线图 Sine pump curve




正弦泵系列
Sine pump series



机械无级调速
Mechanical stepless speed regulation



电机直连式
Motor direct connection



定速比电机减速机
Fixed speed ratio motor reducer



移动式-正弦泵
Mobile-Sine Pump



移动式+控制箱-正弦泵
Mobile+Control Box-Sine Pump

RX 系列柔性叶轮泵 RX series flexible impeller pump




自吸能力强、无脉冲现象

含颗粒液体可高效无破损柔性输送
维护极其简单，成本极低

Strong self-priming ability, no pulse phenomenon
Liquids containing granules can be transported efficiently and flexibly without damage.
Maintenance is extremely simple and the cost is extremely low.

技术参数 Technical Specifications

最大流量 Max flow	20m ³ /h
最大压力 Max pressure	4 bar
最大吸程 Max suction	6 M
最高温度 Max Temperature	80°C
转速 Rotating speed	950RPM-2900RPM
材质 Material	316L/1.4404
表面处理 Surface treatment	Ra≤0.6 μm, EP=Ra0.4 μm
认证 Certification	3-A-02-12 No.1759, FDA 177.2600, CE-MDD06-42 No.709201616101-00



出色的自吸特性

柔性叶轮泵(RX)操作简单，是具有出色自吸性能的容积泵，其自吸能力可达到5米。

应用范围广

RX泵结构，输送粘性的产品时效率几乎达到抽水的效果，因而其用途非常广泛。

非常温和的泵送处理

抽取敏感的产品如何呢？RX的抽取处理非常平稳柔和，决不会搅打和损伤产品，即使像高脂肪乳脂那样脆弱的产品。大的浆果，即使有颗粒都可以毫无破损的通过泵，而且RX泵可以保证运行完全无脉动。通过调节泵的转速，它还可以用作定量配料泵。

Excellent self-priming characteristics

The flexible impeller pump (RX) is simple to operate. It is a volumetric pump with excellent self-priming performance, can reach 5 meters.


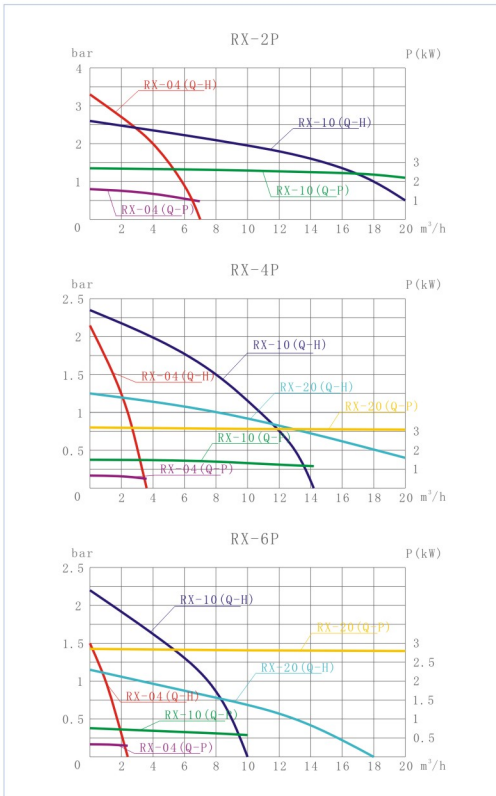
Wide application range

The RX pump, efficiency of conveying viscous liquid is close to drawing water, so the application range is wide.

Very gentle pumping

How about function for extracting sensitive medium? Rx's suction function is very smooth and gentle, and does not scrap or damage products, even the medium is as fragile as high-fat cream. Large berries, even half the size of a peach, can pass through the pump undamaged, and RX pump is guaranteed to run completely without pulsation. By adjusting the pump speed, it can also be used as a dosing pump.

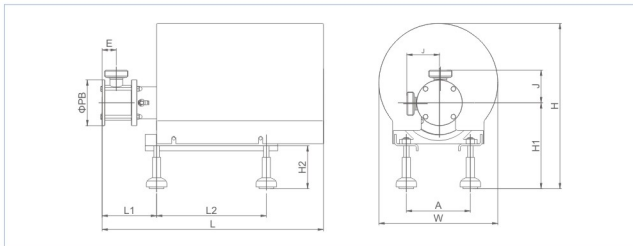
RX 系列柔性叶轮泵 RX series flexible impeller pump



RX 柔性泵选型表 Flexible impeller pump selection table

型号 Model	电机功率(kW) Motor power	转速(RPM) Speed	每转排量(L/R) Flow per rotation	流量(m³/h) Flow	可通过粒径 Max diameter of passed granule	压力(bar) Pressure	进口/出口 Inlet/Outlet	最大吸程(m) Max suction	重量(kg) weight
DJ-RX-04	1.5	2800 (2P)	0.060	2.4	≤2mm	2.5	1"DN25	6	24
				3.5		2.0			
				4.8		1.5			
				5.6		1.0			
				6.5		0.5			
				1.2		1.6			
	0.75	1450 (4P)	0.080	2.3	1.9	1"DN25	6	21	
				3.0	0.5				
				3.0	1.0				
				1.2	0.8				
				1.7	0.5				
				2.0	2.5				
DJ-RX-10	3.0	2800 (2P)	0.103	8.7	≤5mm	2.0	1.5"DN40	5	40
				14.5		1.5			
				18.0		1.0			
				20.0		0.5			
				4.0		2.0			
				8.0		1.5			
	1.5	1450 (4P)	0.103	11.0	1.0	1.5"DN40	6	31	
				13.0	0.5				
				2.0	1.9				
				5.0	1.5				
				7.5	1.0				
				9.0	0.5				
DJ-RX-20	4.0	1450 (4P)	0.214	7.6	≤8mm	1.0	2"DN50	6	58
				12.5		0.8			
				17.0		0.6			
				19.0		0.5			
				20.0		0.4			
				5.8		0.9			
	3.0	960 (6P)	0.214	7.5	0.8	2"DN50	6	71	
				11.5	0.6				
				13.0	0.5				

RX 系列柔性叶轮泵 RX series flexible impeller pump




系列 Model	电机功率 Power	泵头规格 Pump Dimension			外部安装尺寸 Assembly Dimension							
		进口/出口 Inlet/Outlet	FB	E	L	L1	L2	H	H1	H2	W	A
DJ-RX-04	1.5KW(2P)	1"DN25	100	31	484	119	240	362	189	94.8	260	140
DJ-RX-04	0.79KW(4P)	1"DN25	100	31	459	113	240	337	179		240	125
DJ-RX-04	0.55KW(6P)	1"DN25	100	31	459	113	240	337	179		240	125
DJ-RX-10	3.0KW(2P)	1.5"DN40	138	42	554	149	300	409	199		320	160
DJ-RX-10	1.5KW(4P)	1.5"DN40	138	42	521	155.5	240	362	189		260	140
DJ-RX-10	0.79KW(6P)	1.5"DN40	138	42	572	155.5	240	362	189		260	140
DJ-RX-20	4KW(4P)	2"DN50	180	50	662	173	300	411	211		330	190
DJ-RX-20	3KW(6P)	2"DN50	180	50	683	203.5	330	468	231		380	216



离心泵系列 Centrifugal pump series

每一款泵的设计是基于——美国卫生标准《3A-02-12》，欧盟安全指令《MD/06/42/EC》
国际领先合作伙伴——西门子、ABB、SEW、皖南、Roplan，确保每一款泵更加的，经久耐用、高效、洁净、安全
The design of each pump is based on – US Sanitary Standard "3A-02-12", EU Safety Directive Design "MD/06/42/EC"
International leading partners – Siemens, ABB, SEW, WH, Roplan, to ensure that each pump is more durable, efficient, clean and safe

高效率、低噪音、
维护简单经济、高洁净的离心泵系列
Solution for high efficiency, low noise, simple and economical maintenance, high purity



技术参数 Technical Specifications

流量 Flow	0.5m ³ /h~120m ³ /h
扬程 Head	70M
温度 Temperature	-20°C到140°C From -20°C to 140°C
功率 Power	0.55KW-30KW
材质 Material	304 /316L, 1.4301/1.4404, ASME BPE 316L, 1.4435 B2 Fe≤0.5% 双相钢 Dual-phase steel 2205, 哈氏合金 Hastelloy alloy C276
表面处理 Surface treatment	≤ Ra0.8 μm, ≤ Ra0.6 μm, EP≤ Ra0.4 μm
机械密封 Mechanical seal	单机械封、双机械封、详细配置单 Single mechanical seal, double mechanical seal, details see configuration table
进出口连接 Inlet/Outlet Connection	螺纹、卡箍、法兰、无菌法兰 Thread, Clamp, Flange, Aseptic flange
认证 Certification	3-A-02-12(N.O.1579), MD/06/42-EC(N.O.70521616101-00), FDA, 177.2600, USP CLASS-II, EGVM1835/0304


离心泵系列 Centrifugal pump series



一体式控制箱-离心泵
Integrated control box - centrifugal pump

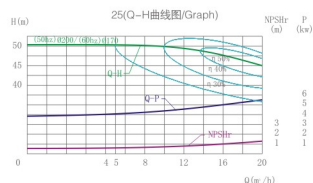
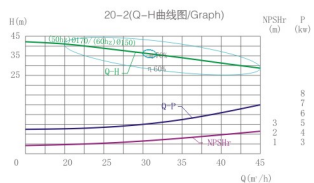
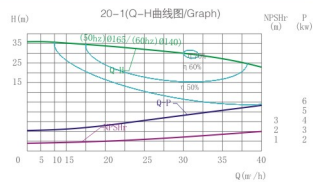
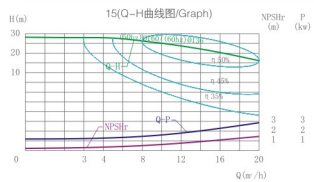
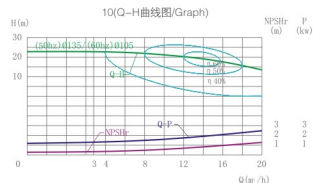
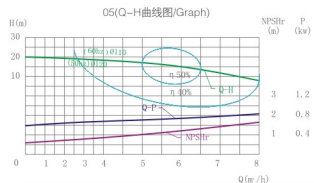


低排出口
Low discharge port



保温夹套
Heat jacket

性能曲线图适用于 Performance graphs apply to: LX/KLX/CLX/SLX/SLCX

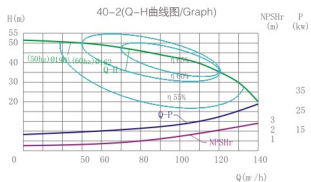
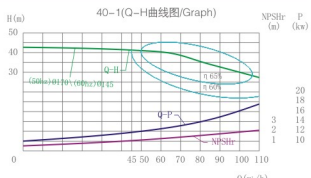
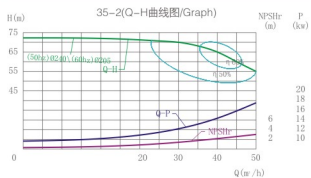
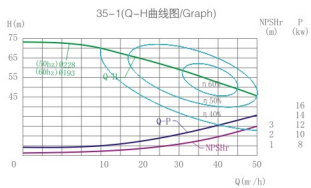
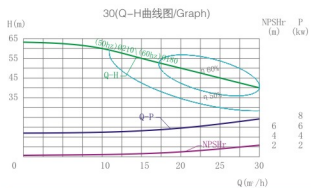


移动式离心泵+控制箱
Mobile centrifugal pump + control box


移动式离心泵
Mobile centrifugal pump

离心泵系列 Centrifugal pump series

性能曲线图适用于 Performance graphs apply to: LX/CLX/CLX/SLX/CLX




每一款泵的设计是基于——美国卫生标准《3A-02-12》，欧盟安全指令《MD/06/42/EC》
国际领先合作伙伴——西门子、ABB、SEW、皖南、Roplan，确保每一款泵更加的，经久耐用、高效、洁净、安全
The design of each pump is based on – US Sanitary Standard ‘3A-02-12’, EU Safety Directive Design ‘MD/06/42/EC’
International leading partners – Siemens, ABB, SEW, WH, Roplan, to ensure that each pump is more durable, efficient, clean and safe



离心泵-LX系列
Centrifugal Pump-LX Series

更低噪音、更高效率、
出口0-135° 任意旋转
更低汽蚀余量、更加洁净
lower noise, higher efficiency,
The outlet can be
rotated arbitrarily from 0-135°
Lower NFSHr, cleaner



离心泵-KLX系列
Centrifugal Pump-KLX Series

更低成本、20年市场考验、
经久耐用
Durable and lower cost, more
than 20 years of market-tested



离心泵-CLX系列
Centrifugal Pump-CLX Series

更加方便、更加洁净、极易维护、
出口方向360° 任意旋转
More convenient, cleaner, easy
to maintain, 360° rotation in the
outlet direction

离心泵系列

Centrifugal pump series



选型表(适用于 : LX/KLX/CLX) Selection table (applicable to: LX/KLX/CLX)

型号 Model	功率 Power	流量(m³/h) Flow	扬程(M) Head	进口/出口 Inlet/Outlet	理论重量 (KG)
DJ-LX-05	0.55KW	1	20	1.5"/0.75"	19
	0.55KW	2	20		19
	0.75KW	3	19		22
	0.75KW	4	18		22
	0.75KW	5	16		22
DJ-LX-10	1.1KW	3	22	1.5"/1.5"	30
	1.1KW	5	22		30
	1.5KW	3	22		36
	1.5KW	5	22		36
	1.5KW	8	22		36
	1.5KW	9	22		36
	1.5KW	12	20		36
	1.5KW	15	18		36
	2.2KW				40
	2.2KW	18	16		40
DJ-LX-15	1.5KW	3	28	2"/1.5"	39
	1.5KW	5	28		39
	1.5KW	8	26		39
	2.2KW				42
	2.2KW	10	25		42
	2.2KW	15	22		42
	2.2KW	18	18		42
	3.0KW				54
	2.2KW	20	16		42
	3.0KW				54
DJ-LX-20-1	2.2KW	5	36	2"/2"	47
	3.0KW				56
	3.0KW	10	36		56
	4.0KW				61
	4.0KW	15	35		61
	4.0KW	20	33		61
	4.0KW	25	30		61
	5.5KW				83
	5.5KW	30	30		83
	5.5KW	38	22		83
DJ-LX-20-2	5.5KW	20	40	2.5"/2"	82
	5.5KW	25	37		82
	5.5KW	30	36		82
	5.5KW	36	32		82
	7.5KW	40	30		86
	7.5KW	45	28		86
	7.5KW				86

选型表(适用于 : LX/KLX/CLX) Selection table (applicable to: LX/KLX/CLX)

型号 Model	功率 Power	流量(m³/h) Flow	扬程(M) Head	进口/出口 Inlet/Outlet	理论重量 (KG)
DJ-LX-25	4.0KW	5	50	2.5"/1.5"	61
	5.5KW	10	50		62
	5.5KW	15	48		62
	5.5KW	20	45		62
	5.5KW	10	60		63
DJ-LX-30	5.5KW	15	55	2.5"/1.5"	63
	7.5KW	20	50		67
	7.5KW	25	45		67
	7.5KW	30	40		67
	1.1KW	10	70		152
DJ-LX-35-1	1.1KW	15	65	3"/1.5"	152
	1.1KW	20	60		152
	1.1KW	25	60		152
	1.1KW	30	60		152
	1.1KW	35	55		152
	1.9KW	40	50		165
	1.9KW	45	50		165
	1.9KW	50	45		165
	1.9KW	20	70		165
	1.9KW	25	70		165
DJ-LX-35-2	1.9KW	30	70	3"/1.5"	165
	1.9KW	35	65		165
	1.9KW	40	65		165
	18.5KW	45	60		174
	18.5KW	50	55		174
	11KW	45	42		148
	11KW	50	42		148
DJ-LX40-1	15KW	60	40	3"/2.5"	162
	15KW	65	40		162
	15KW	70	38		162
	15KW	80	35		162
	15KW	90	33		162
	18.5KW	100	30		171
	18.5KW	110	28		171
DJ-LX-40-2	15KW	50	50	3"/2.5"	162
	15KW	60	48		162
	18.5KW	70	47		171
	18.5KW	80	46		171
	22KW	85	45		205
	22KW	90	44		205
	22KW	100	43		205
	22KW	110	40		205
	22KW	120	35		205
	30KW	130	30		263
30KW	140	20	263		

离心泵系列 Centrifugal pump series

每一款泵的设计是基于——美国卫生标准《3A-02-12》，欧盟安全指令《MD/06/42/EC》

国际领先合作伙伴——西门子、ABB、SEW、皖南，Roplan，确保每一款泵更加的，经久耐用、高效、洁净、安全

The design of each pump is based on – US Sanitary Standard “3A-02-12”, EU Safety Directive Design “MD/06/42/EC”

International leading partners – Siemens, ABB, SEW, WH, Roplan, to ensure that each pump is more durable, efficient, clean and safe

离心泵-SLX系列 Centrifugal Pump-SLX Series

更加洁净、不锈钢电机、IP69防护等级
Cleaner, with stainless steel motor, IP69 protection level



离心泵-SCLX系列 Centrifugal Pump-SCLX Series

不锈钢电机、IP69防护等级、出口360°任意旋转、更加方便拆卸
Stainless steel motor, IP69 protection grade, 360° rotation at the outlet, more convenient to disassemble



选型表(适用于：SLX/SCLX) Selection table (applicable to: SLX/SCLX)


型号 Model	功率 Power	流量(m ³ /h) Flow	扬程(M) Head	进口/出口 Inlet/Outlet	理论重量 (KG)	
DJ-SLX-10	1.1KW	3	22	1.5"/1.5"	36.1	
	1.1KW	5	22		36.1	
	1.5KW	3	22		45.1	
	1.5KW	5	22		45.1	
	1.5KW	8	22		45.1	
	1.5KW	9	22		45.1	
	1.5KW	12	20		45.1	
	1.5KW	15	18		45.1	
	2.2KW				45.8	
	2.2KW	18	16		45.8	
DJ-SLX-15	1.5KW	3	28	2"/1.5"	48.5	
	1.5KW	5	28		48.5	
	1.5KW	8	26		48.5	
	2.2KW	10	25		48.5	
	2.2KW	15	22		48.5	
	2.2KW				48.5	
	3.0KW	18	18		58	
	2.2KW				48.5	
	3.0KW	20	16		58	
	DJ-SLX-20-1	2.2KW	5		36	2"/2"
3.0KW		60.0				
3.0KW		60.0				
4.0KW		70.4				
4.0KW		15	35	70.4		
4.0KW		20	33	70.4		
4.0KW				70.4		
5.5KW		25	30	112.0		
5.5KW		30	30	112.0		
DJ-SLX20-2		5.5KW	38	22	2.5"/2"	
	5.5KW	20	40	112.0		
	5.5KW	25	37	2"/2"	111.0	
	5.5KW	30	36		111.0	
	5.5KW	36	32	2.5"/2"	111.0	
	7.5KW	40	30		111.0	
	7.5KW	45	28		111.0	
	4.0KW	5	50		70.3	
	DJ-SLX-25	5.5KW	10	50	2.5"/1.5"	111.0
		5.5KW	15	48		111.0
5.5KW				111.0		
5.5KW		20	45	111.0		

离心泵系列 Centrifugal pump series

选型表(适用于: SLX/SCLX) Selection table (applicable to: SLX/SCLX)

型号 Model	功率 Power	流量(m ³ /h) Flow	扬程(M) Head	进口/出口 Inlet/Outlet	理论重量 (KG)
DJ-SLX-30	5.5KW	10	60	2.5"/1.5"	111
	5.5KW	15	55		111
	7.5KW	20	50		112
	7.5KW	25	45		112
	7.5KW	30	40		112
DJ-SLX-35-1	11KW	10	70	3"/1.5"	146
	11KW	15	65		146
	11KW	20	65		146
	11KW	25	60		146
	11KW	30	60		146
	11KW	35	55		146
	15KW	40	50		159
	15KW	45	50		159
DJ-SLX-35-2	15KW	50	45	3"/1.5"	159
	15KW	20	70		159
	15KW	25	70		159
	15KW	30	70		159
	15KW	35	65		159
	15KW	40	65		159
	15.5KW	45	60		174
DJ-SLX40-1	15.5KW	50	55	3"/2.5"	174
	11KW	45	42		143
	11KW	50	42		143
	15KW	60	40		156
	15KW	65	40		156
	15KW	70	38		156
	15KW	80	35		156
	15KW	90	33		156
DJ-SLX-40-2	18.5KW	100	30	3"/2.5"	172
	18.5KW	110	28		172
	15KW	50	50		164
	15KW	60	48		164
	18.5KW	70	47		189
	18.5KW	80	46		189
	22KW	85	45		219
	22KW	90	44		219
DJ-SLX-40-2	22KW	100	43	3"/2.5"	219
	22KW	110	40		219
	22KW	120	35		219

DJ-BS 系列离心泵 DJ-BS series centrifugal pump



高效率、低噪音、维护简单经济
Solution for high efficiency, low noise, simple and economical maintenance, high purity

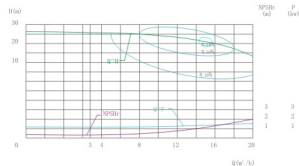
BS 离心泵选型表 Centrifugal pump selection table

型号 Model	功率 Power	流量 Flow(m ³ /h)	扬程 Head(M)	进口/出口 Inlet/Outlet
BS-4	2.2KW	20	14	2"/1.5"
	2.2KW	18	18	
	2.2KW	15	21	
	2.2KW	12	23	
	2.2KW	10	24	
	1.5KW	8	25	
BS-6	1.5KW	5	25	2.5"/2"
	1.5KW	3	26	
	4KW	29	13	
	4KW	25	20	
	3KW	20	25	
	3KW	15	27	
	3KW	12	29	
	3KW	10	30	
	3KW	5	32	
	5.5KW	35	19	
BS-10	5.5KW	30	26	3"/2"
	4KW	25	26	
	4KW	20	29	
	4KW	15	31	
	5KW	10	34	
BS-12	3KW	5	36	2.5"/2"
	5.5KW	40	25	
	5.5KW	35	29	
	5.5KW	30	31	
	5.5KW	29	33	
	5.5KW	25	35	
	4KW	20	33	
	3KW	10	37	

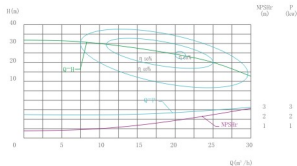
DJ-BS 系列离心泵 DJ-BS series centrifugal pump



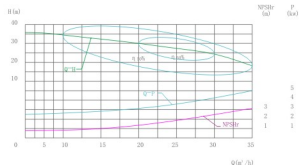
BS-4(Q-H曲线图graph)



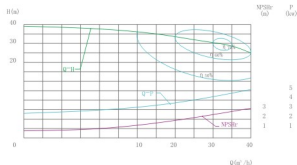
BS-6(Q-H曲线图graph)



BS-10(Q-H曲线图graph)




BS-12(Q-H曲线图graph)




DJ-DLX 系列多级离心泵 DJ-DLX serie multi-stage centrifugal pump

高效率、低噪音、高扬程、
维护简单经济、高洁净的解决方案
Solution for high efficiency, Low noise, High head, simple
and economical maintenance, High purity

DLX系列离心泵是一款卧式多级开式叶轮离心泵，它具有卫生、高效率、最高扬程可达210m(Q21m³/h)，输送介质柔和且卫生。主要应用于食品和饮料、乳品、啤酒厂碳酸化工艺、CIP 清洗剂、制药工业、纯水输送(WFI注射水)、生物技术生产、输注培养基、乙醇充填站、个人护理、肥皂、护肤霜、洗剂工业、净化处理(CIP 系统)、水技术工艺、半导体生产、金属表面处理等。




DLX series centrifugal pump is a horizontal multi-stage open impeller centrifugal pump. It is hygienic, efficient, the highest head can reach 210m (Q21m³/h), and it can convey the medium softly. Mainly used in food and beverage, dairy, brewery carbonation process, CIP feed, pharmaceutical industry, pure water pumping (WFI water for injection), biotech production, infusion (nutrient solution, ethanol) filling stations, personal care, Soap, skin cream, lotion industry, purification process (CIP system), water technology process, semiconductor production, metal surface treatment, etc.




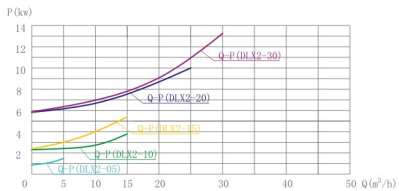
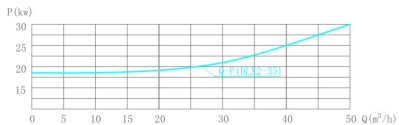
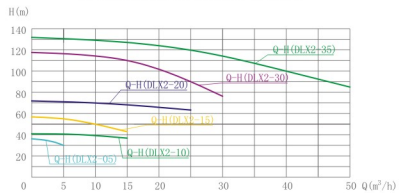
技术参数 Technical Specifications

最大流量 Max flow	50m³/h
最高扬程 Max head	210M
最高温度 Max temperature	-10°C-140°C
材质 Material	304 /316L, 1.431/1.4404, ASME BPE 316L, 1.4435 N2 Fe<0.05% 双相钢 Dual-phase steel 2205, 哈氏合金 Hastelloy alloy C276
表面处理 Surface treatment	≤ Ra0.8 μm, ≤ Ra0.6 μm, ≤ Ra0.4 μm
机封 Machine seal	单机封 Single seal, 双机封 Double seal
机封配置 Machine seal configuration	详见机封配置表 See mechanical seal configuration table
进出口连接 Inlet/Outlet connection	螺纹、卡箍、法兰、无屑法兰 Threads, clamps, flanges, aseptic flanges
认证 Certified	3-A-02-12(N.O.1579); MD/D642-EC (N.O.70521616101-00); FDA 177.2600; USP CLASS-II; EGAV 1935/2004

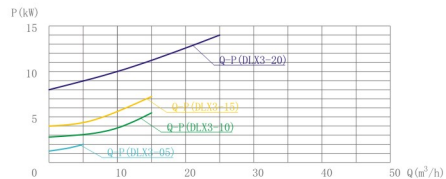
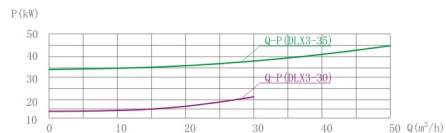
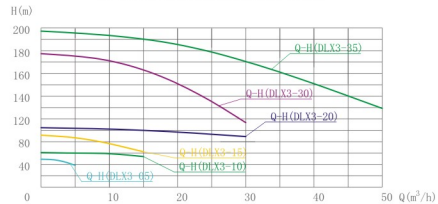
DJ-DLX 系列多级离心泵 DJ-DLX serie multi-stage centrifugal pump



DJ-DLX-2系列离心泵Q-H曲线图
DJ-DLX-2 series centrifugal pump Q-H curve



DJ-DLX-3系列离心泵Q-H曲线图
DJ-DLX-3 series centrifugal pump Q-H curve



DJ-DLX 系列多级离心泵 DJ-DLX serie multi-stage centrifugal pump



DLX-2离心泵选型表
Centrifugal pump selection table

型号 Model	功率 Power (KW)	流量 Flow rate (m³)	扬程 Discharge (M)	进口/出口 Inlet&Outlet	理论重量 Weight (KG)
DJ-DLX-05	1.1	2	35	1.5/0.75"	27
	1.5	4	32		33
	1.5	5	30		33
DJ-DLX-10	2.2	5	40	1.5/1.5"	50
	3	8	40		57
	3	10	40		57
	4	15	36		64
	3	5	56		63
DJ-DLX-15	4	10	50	2/1.5"	69
	5.5	15	44		89
	7.5	10	68		96
DJ-DLX-2-20	7.5	15	66	2/2"	95
	11	20	63		139
	11	25	56		159
	11	10	114		116
	11	15	110		158
DJ-DLX-2-30	15	20	100	2.5/1.5" (3/2")	173
	15	25	90		173
	15	30	76		173
DJ-DLX-2-35	22	20	124	3/1.5" (3/2")	224
	22	25	120		224
	22	30	114		224
	30	35	110		257
	30	40	100		257
	30	45	93		257
	30	50	86		257

DLX-3离心泵选型表
Centrifugal pump selection table


型号 Model	功率 Power (KW)	流量 Flow rate (m³)	扬程 Discharge (M)	进口/出口 Inlet&Outlet	裸重 Weight (KG)
DJ-DLX-3-05	1.5	2	50	1.5/0.75"	34
	2.2	4	42		33
	2.2	5	38		37
DJ-DLX-3-10	3	5	60	1.5/1.5"	61
	4	8	60		67
	4	8	60		67
	5.5	10	60		87
	5.5	15	54		87
DJ-DLX-3-15	5.5	5	84	2/1.5"	93
	5.5	10	75		93
	7.5	15	65		104
DJ-DLX-3-20	11	10	103	2/2"	143
	11	15	100		143
	15	20	94		151
	15	25	85		151
	15	10	171		183
DJ-DLX-3-30	18.5	15	165	2.5/1.5" (3/2")	213
	18.5	20	150		213
	22	25	135		226
DJ-DLX-3-35	22	30	114	3/1.5" (3/2")	226
	37	20	185		316
	37	25	180		316
	37	30	171		316
	37	35	165		316
	45	40	150		364
	45	45	140		364
45	50	130	364		

DJ-MLX 系列离心泵 DJ-MLX serie centrifugal pump

大流量、高效率、
低功耗、低噪音、高洁净
High flow, high efficiency, low
power consumption, low noise, high purity

MLX系列是一款大流量的离心泵，采用开式叶轮设计，水力模型采用CFD优化设计，在保证高流量水力性能的前提下，提高低粘度含颗粒物料的过滤性能，降低对物料的剪切破坏。泵壳及过流部件均采用304/316L不锈钢。主要应用于糖化发酵液、麦芽汁及食品饮料的果汁果酱等含有固体颗粒及低粘度弱腐蚀性物料的输送，也可应用于制药、化工、工业用水或饮用水处理等工业领域。

MLX series is a centrifugal pump with large flow, which adopts open impeller design and CFD optimization design for hydraulic model. Under the premise of ensuring high-efficiency hydraulic performance, it can improve the flow performance of low-viscosity granular materials and reduce the shear damage to materials. The pump casing and overflow parts are made of 304/316L stainless steel. It is mainly used in the transportation of saccharified fermentation broth, wort, fruit juice and jam of food and beverages containing solid particles and low viscosity and weak corrosive materials. It can also be used in pharmaceutical, chemical, industrial water or drinking water treatment and other industrial fields.



技术参数 Technical Specifications

流量 Flow	100m³/h—1000m³/h
扬程 Head	80M
温度 Temperature	~20到140°C
功率 Power	11kw—160kw
材质 Material	304/316L, 1.431/1.4304, ASME BPE 316L, 1.4435 NB2 Fe≤0.5% 双相钢 Dual-phase steel 2205, 哈氏合金 Hastelloy alloy C276
表面处理 Surface treatment	≤ Ra0.8 μm, ≤ Ra0.6 μm, ≤ Ra0.4 μm
机封 Mechanical seal	单机封(见配置方案) Single mechanical seal (see configuration scheme)
进出口连接 Inlet&Outlet Connection	法兰、无盖法兰 Flanged, Aseptic flanged
认证 Certified	3-A-02-12(N.O.1579); MD/D642-EC (N.O.70521616101-00); FDA 177.2600; USP CLASS-II; EGAV 1935/2004

DJ-MLX 系列离心泵 DJ-MLX serie centrifugal pump

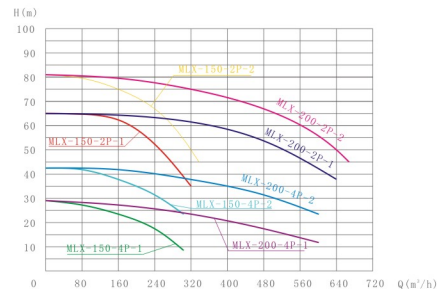
MLX150-2022款离心泵选型表 Centrifugal pump selection table

型号 Model	流量(m³/h) Flow	扬程(M) Head	功率(KW) Power	转速(rpm) Speed	进口/出口 Inlet/Outlet	重量(KG) weight
MLX150-4P-1 (4P-50Hz)	100	27	15KW	1450	DN150/DN125	340.0
	150	25	15KW	1450		
	175	23	15.5KW	1450		
	200	21	16.5KW	1450		
	250	17	18.5KW	1450		
MLX150-4P-2 (4P-50Hz)	100	41	22KW	1450	DN150/DN125	393
	120	40	30KW	1450		
	150	38	30KW	1450		
	200	35	30KW	1450		
	220	33	30KW	1450		
MLX150-2P-1 (2P-50Hz)	250	30	30KW	1450	DN150/DN125	467.0
	280	27	37KW	1450		
	300	25	37KW	1450		
	100	65	45KW	2965		
	150	62	45KW	2965		
MLX150-2P-2 (2P-50Hz)	180	60	49KW	2965	DN150/DN125	481.0
	200	58	55KW	2965		
	250	50	55KW	2965		
	300	40	55KW	2965		
	MLX150-3P-2 (3P-50Hz)	100	77	45KW		
120		76	55KW	2965		
150		75	55KW	2965		
180		74	55KW/75KW	2965		
200		72	75KW	2965		
	250	65	75KW	2965	DN150/DN125	555/760
	250	65	75KW	2965		
	300	55	75KW	2965		
	300	55	75KW	2965		

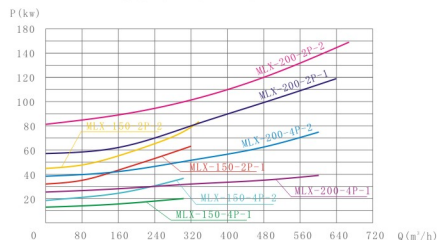
MLX200-2022款离心泵选型表 Centrifugal pump selection table

型号 Model	流量(m³/h) Flow	扬程(M) Head	功率(KW) Power	转速(rpm) Speed	进口/出口 Inlet/Outlet	重量(KG) weight
MLX200-4P-1 (4P-50Hz)	300	25	30KW	1450	DN200/DN150	486.0
	350	23	37KW	1450		
	400	21	37KW	1450		
	500	17	37KW	1450		
	560	13	37KW	1450		
MLX200-4P-2 (4P-50Hz)	300	38	55KW	1450	DN200/DN150	799.0
	400	35	65KW	1450		
	450	33	75KW	1450		
	500	30	75KW	1450		
	560	27	75KW	1450		
MLX200-2P-1 (2P-50Hz)	600	25	75KW	1450	DN200/DN150	947.0
	300	64	90KW	2965		
	360	61	90KW	2965		
	400	59	110KW	2965		
	500	53	110KW	2965		
MLX200-2P-2 (2P-50Hz)	600	42	110KW	2965	DN200/DN150	1065.0
	300	75	110KW	2965		
	360	74	110KW	2965		
	400	72	110KW	2965		
	500	65	132KW	2965		
	600	55	162KW	2965	DN200/DN150	1140.0
	600	55	162KW	2965		
	600	55	162KW	2965		

MLX-离心泵-流量扬程综合曲线图
Centrifugal pump-flow head comprehensive curve



MLX-离心泵-流量功率综合曲线图
Centrifugal pump-flow power comprehensive curve




测试条件: 介质清水, 温度20℃, (此曲线图亦适用电机60Hz) Q-流量(m³/h), H-扬程(M), P-功率(KW), η%-泵效率。
Testing condition: medium water, temperature 20 °C. (This graph also applies to motor 60Hz) Q-Flow rate (m³/h), H-head(meter), P-power (KW), η%-pump efficiency

DJ-ZLX 系列自吸式离心泵 DJ-ZLX series self-priming centrifugal pump

高效率、低噪音、CIP回程、
物料输送、高洁净解决方案
Solution for high efficiency, low noise, CIP backhaul,
material conveying, high purity

ZLX 系列是一款自吸式离心泵。它可以在 CIP 系统中作为自吸回流循环泵，也可作为离心泵应用。输送物料黏度高达 500CP (50mPas)。该泵具有效率高、噪音低、高洁净、过液体部件易清洗等技术优势。

The ZLX series is a self-priming centrifugal pump. It can be used as a self-priming return circulation pump in a CIP system or as a centrifugal pump. The maximum viscosity of the conveyed material is 500CP (50mPas). The pump has the technical advantages of high efficiency, low noise, high cleanliness, and easy cleaning of wetted parts



技术参数 Technical Specifications


最大流量 Max Flow	70m ³ /h
最高扬程 Max Head	70M
温度 Temperature	-20°C 到 150°C / -20°C to 150°C
材质 Material	304/316L, 1.4311/4404, ASME BPE 316L, 1.4435 N82 Fe<0.5%, 双相钢 Dual-phase steel 2205L, 哈氏合金 Hastelloy alloy C276
表面处理 Surface treatment	≤ Ra0.8μm, ≤ Ra0.6μm, ≤ Ra0.4μm
机封 Mechanical seal	单机封、双机封、详见配置单 Single mechanical seal, double mechanical seal, details see configuration table
进出口连接 Inlet/Outlet	螺纹、卡箍、法兰、无盖法兰, Thread, clamp, flange, Aseptic flange
认证 Certification	3-A-02-12(N.D.1578)/MD(D6)42-EC (N.O.70521616101-00), FDA 177.2600; USP CLASS-II; EGVD19352004



ZLX 自吸式离心泵选型表 Self-priming centrifugal pump selection table

型号 Model	功率 Power	流量 Flow(m ³ /h)	扬程 Head(M)	进口/出口 Inlet/Outlet	重量 Weight(KG)
ZLX-15	1.5KW	3	25	2 1/1.5"	42
	1.5KW	5	25		42
	2.2KW	8	22		42
	2.2KW	10	20		42
	2.2KW	15	19		42
	2.2KW	18	15		42
	3.0KW	20	13		45
	3.0KW	5	32		54
	3.0KW	10	32		60
	4.0KW	15	31		64
ZLX-20-1	4.0KW	20	29	2.5/2"	64
	4.0KW	25	26		64
	5.5KW	30	26		82
	5.5KW	38	18		82
	5.5KW	20	36		88
	5.5KW	25	33		88
	5.5KW	30	36		88
	5.5KW	36	28		96
	7.5KW	40	26		90
	7.5KW	45	24		90
ZLX-25	4.0KW	5	46	2.5/1.5"	70
	5.5KW	10	45		88
	5.5KW	15	44		88
	5.5KW	20	40		88
	5.5KW	10	54		93
	5.5KW	15	50		93
	5.5KW	20	47		93
	7.5KW	25	42		97
	7.5KW	30	36		97
	11KW	10	66		159
ZLX-35-1	11KW	15	61	3 1/1.5"	159
	11KW	20	61		159
	15KW	40	46		172
	15KW	45	46		172
	15KW	50	41		172
	15KW	20	64		172
	15KW	25	62		172
	15KW	30	62		172
	15KW	35	61		172
	15KW	40	59		172
ZLX-35-2	18.5KW	45	56	3 1/1.5"	180
	15KW	40	51		180
	18.5KW	45	56		180
	18.5KW	50	51		180

DJ-ZLX 系列自吸式离心泵 DJ-ZLX series self-priming centrifugal pump



DJ-CIP 系列自吸泵 DJ-CIP series self-priming pump


高效率、低噪音、
大吸程、维护简单、高洁净的解决方案
Solution for high efficiency, low noise, large suction,
easy maintenance, high purity



技术参数 Technical Specifications

最大流量 Max Flow	40m³/h
最高扬程 Max Head	42M
最大吸程 Max suction	8M
温度 Temperature	-20°C到130°C / -20°C to 130°C
功率 power	1.5-15KW
材质 Material	304/316L, 1.4311/1.4404, ASME BPE 316L, 1.4435 N82 Fe<0.5% 双相钢 Dual-phase steel 2205, 哈氏合金 Hastelloy alloy C276
表面处理 Surface treatment	≤ Ra0.8 μm, ≤ Ra0.6 μm, ≤ Ra0.4 μm
机封 Mechanical seal	单机封, 双机封(见配置方案) Single seal, double (see configuration scheme)
进出口连接 Inlet/Outlet Connection	螺纹、卡箍、法兰、无菌法兰, Thread, clamp, flange, Aseptic flange
认证 Certification	3-A-02-12(N.O.1579), MD/D642-EC (N.O.70521616101-00), FDA 177.2600; USP CLASS-III; EGV01935/2004

DJ-CIP 系列自吸泵 DJ-CIP series self-priming pump



CIP-L 自吸泵选型表 Self-priming pump selection table

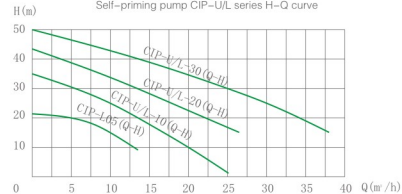
型号 Model	功率(KW) Power	流量(m³/h) Flow	扬程(M) Head	进口负压(bar) Inlet port negative pressure	进口 Inlet	出口 Outlet	重量(KG) weight	
CIP-L-05	2.2KW	10	15	-0.56	2"	2"	45.9	
	2.2KW	8	18				54.9	
CIP-L-10	3KW	5	20	-0.72	2.5"	2.5"	89	
	5.5KW	20	11					
	5.5KW	15	18					
	5.5KW	10	24					
CIP-L-20	5.5KW	5	22	-0.65	3"	2.5"	95	
	7.5KW	25	17					
	7.5KW	20	22					
	7.5KW	18	24					
	7.5KW	15	28					
	11KW	10	34					139
CIP-L-30	11KW	5	38	-0.8	3"	2.5"	150	
	11KW	35	19					
	11KW	30	24					
	11KW	25	30					
	11KW	21	33					
	15KW	16	38					163
	15KW	11	42					

CIP-U 自吸泵选型表 Self-priming pump selection table

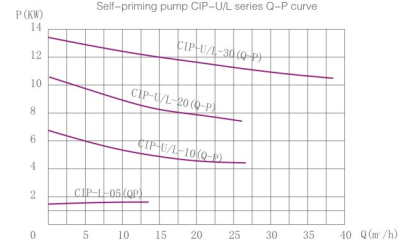
型号 Model	功率(KW) Power	流量(m³/h) Flow	扬程(M) Head	进口负压(bar) Inlet port negative pressure	进口 Inlet	出口 Outlet	重量(KG) weight
CIP-U-10	5.5KW	20	11	-0.72	2.5"	2.5"	87.2
		15	18				
		10	24				
		5	32				
		25	17				
CIP-U-20	7.5KW	20	22	-0.65	2.5"	2.5"	96.1
		18	24				
		15	28				
		10	34				
		5	38				
		35	19				
30	24						
25	30						
21	33						
CIP-U-30	11KW	16	38	-0.8	2.5"	2.5"	152.2
		11	42				
		15	38				
		11	42				



自吸泵CIP-U/L系列H-Q曲线图
Self-priming pump CIP-U/L series H-Q curve



自吸泵CIP-U/L系列Q-P曲线图
Self-priming pump CIP-U/L series Q-P curve



测试条件：介质清水，温度20℃，叶轮转速1450 R.P.M

(此曲线图亦适用电机60Hz，叶轮转速1750R.P.M) Q-流量(m³/h), H-扬程(M), P-功率(KW), η-泵效率。

Testing condition: medium water, temperature 20 °C, impeller speed 1450 RPM

(This graph also applies to motor 60Hz, impeller speed 1750RPM) Q-Flow rate (m³/h), H-head(meter), P-power (KW), η-pump efficiency

乳化均质泵 Emulsifying homogenizing pump


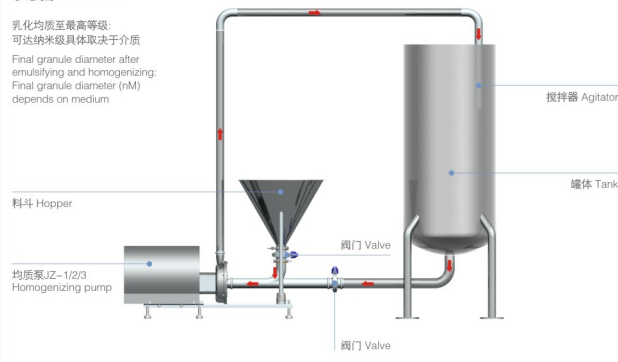


示意图 Schematic

乳化均质至最高等级
可达纳米级具体取决于介质
Final granule diameter after
emulsifying and homogenizing:
Final granule diameter (nM)
depends on medium



典型应用 Typical application




乳化均质泵 Emulsifying homogenizing pump



DJ-JZ1 系列乳化均质泵 DJ-JZ1 series emulsifying homogenizing pump

高效分散、剪切、细化、
破碎、乳化、混合、均质、高洁净的解决方案
Solution for high-efficiency, dispersion, cut, refinement, smash,
emulsification, mixing, homogenization, high purity



技术参数 Technical Specifications

最大流量 Max flow	50m ³ /h
最大功率 Max power	75KW
温度 Temperature	-20°C到 140°C
物料细化 Media refinement	≤ 60 GRIT (≈ 300 μm) ≤ 60目(约300 μm)
材质 Material	304 /316L, 1.431/1.4404, ASME BPE 316L, 1.4435 N2 Fe≤0.05% 双相钢 Dual-phase steel 2205, 哈氏合金 Hastelloy alloy C276
表面处理 Surface treatment	≤ Ra0.8 μm, ≤ Ra0.6 μm, ≤ Ra0.4 μm
机封 Mechanical seal	单机封和双机封 Single and double mechanical seal
机封组合 Mechanical seal combination	详见配置表 See configuration table
进出口连接 Inlet/Outlet connection	螺纹、卡箍、法兰、无盖法兰 Thread, clamp, flange, Aseptic flange
认证 Certification	3-A-02-12(N.O. 1579); MD/0642-EC (N.O.70521616101-00); FDA 177.2600; USP CLASS-II; EGV01935/2004

DJ-JZ1 系列乳化均质泵

DJ-JZ1 series emulsifying homogenizing pump



单级乳化均质泵选型表 Single stage emulsifying homogenizing pump selection table

型号 Model	适用粘度 Viscosity (CPS)	功率 Power(kw)	流量 Flow(m³/h)	出口压力 Outlet pressure (bar)	转速 Rotate speed (r/min)	进出口 Inlet/Outlet	重量 Weight (kg)
DJ-JZ1-130	≤200	2.2	8.0	≤1.5bar	2950	1.5" /1.5" DN40/DN40	43.0
	≤500	5.5					74.0
	≤800	7.5					79.0
	≤1000	3.0					55.0
	≤2000	5.5	4.0	≤1.5bar	1450	1.5" /1.5" DN40/DN40	77.0
	≤3000	7.5					88.0
	≤3000	3.0					75.0
	≤5000	5.5					97.0
	≤7000	7.5					133.0
	≤3000	3.0					88.0
DJ-JZ1-150	≤200	4.0	12.0	1.5	2950	2" /1.5" DN50/DN40	66.0
	≤250	5.5					84.0
	≤350	7.5					88.0
	≤500	11.0					132.0
	≤500	3.0	6.0	1.5	1450	2" /1.5" DN50/DN40	65.0
	≤1000	5.5					87.0
	≤1500	7.5					98.0
	≤2000	11.0					140.0
	≤1000	3.0					85.0
	≤2000	5.5					107.0
	≤3000	7.5	4.0	1.5	950	2" /1.5" DN50/DN40	143.0
	≤5000	11.0					163.0
	≤100	4.0					80.0
	≤200	7.5					102.0
DJ-JZ1-170	≤300	11.0	15	1.5	2950	2.5" /2" DN65/DN50	146.0
	≤500	18.5					167.0
	≤300	3.0					79.0
	≤600	5.5					101.0
	≤800	7.5	7.5	1.5	1450	2.5" /2" DN65/DN50	112.0
	≤1000	11.0					154.0
	≤1500	15.0					169.0
	≤2000	18.5					199.0
	≤1000	4.0					107.0
	≤2000	7.5					157.0
	≤3000	11.0	5.5	1.5	950	2.5" /2" DN65/DN50	177.0
	≤4000	15.0					212.0
	≤5000	22.0					263.0

单级乳化均质泵选型表 Single stage emulsifying homogenizing pump selection table

型号 Model	适用粘度 Viscosity (CPS)	功率 Power(kw)	流量 Flow(m³/h)	出口压力 Outlet pressure (bar)	转速 Rotate speed (r/min)	进出口 Inlet/Outlet	重量 Weight (kg)				
DJ-JZ1-190	≤120	7.5	25.0	1.5	2950	2.5" /2.5" 3" /2.5"	107.0				
	≤200	11.0					151.0				
	≤320	22.0					199.0				
	≤500	30.0					247.0				
	≤500	7.5	12.5	1.5	1450	2.5" /2.5" 3" /2.5"	117.0				
	≤700	11.0					159.0				
	≤1000	15.0					174.0				
	≤1300	22.0					217.0				
	≤1800	30.0					271.0				
	≤1000	7.5					162.0				
	≤2000	15.0	8.3	1.5	950	2.5" /2.5" 3" /2.5"	217.0				
	≤3000	22.0					289.0				
	≤4000	30.0					331.0				
	≤5000	37.0					385.0				
≤130	11.0	40.0					1.5	2950	2" /2.5" DN80/65	167.0	
≤220	22.0									215.0	
≤320	30.0		263.0								
≤500	37.0		294.0								
DJ-JZ1-210	≤500	11.0	20.0	1.5	1450	3" /2.5" DN80/65	175.0				
	≤700	15.0					190.0				
	≤1000	22.0					233.0				
	≤1500	30.0					287.0				
	≤2000	45.0					355.0				
	≤800	7.5					178.0				
	≤1200	11.0	13.3	1.5	950	3" /2.5" DN80/65	198.0				
	≤1500	15.0					233.0				
	≤2000	18.5					270.0				
	≤3000	30.0					347.0				
	≤4000	37.0					401.0				
	≤5000	45.0					581.0				
	≤120	15.0					65.0	1.5	2950	4" /3" DN100/80	167.0
	≤150	22.0									202.0
≤200	30.0	250.0									
≤300	45.0	325.0									
DJ-JZ1-240	≤400	55.0	32.5	1.5	1450	4" /3" DN100/80	385.0				
	≤500	75.0					598.0				
	≤300	11.0					162.0				
	≤500	18.5					207.0				
	≤800	30.0	7.5	1.5	950	4" /3" DN100/80	274.0				
	≤1000	37.0					315.0				
	≤1500	55.0					391.0				
	≤500	7.5					165.0				
	≤800	11.0					185.0				
	≤1000	15.0					220.0				
	≤1500	22.0	21.7	1.5	950	4" /3" DN100/80	271.0				
	≤2000	30.0					334.0				
	≤4000	45.0					568.0				
	≤5000	75.0					774.0				

DJ-JZ1 系列乳化均质泵 DJ-JZ1 series emulsifying homogenizing pump



移动式+控制箱+料斗
Mobile+control box+hopper



移动式+控制箱+均质泵
Mobile+control box+homogenizing pump




移动式均质泵
Mobile homogenizing pump



移动式均质泵+R型三通接口
Mobile homogenizer pump+R-type tee inlet

DJ-JZ 系列多级乳化均质泵 DJ-JZ series multi-stage emulsifying homogenizing pump



高效分散、剪切、细化、破碎、
乳化、混合、均质、高洁净的解决方案
High-efficiency dispersion, cut, refinement, smash,
emulsification, mixing, homogenization, high purity solution


非常简单的维护、
无需专用工具、专业人员
Very simple maintenance, no special
tools required, no professionals required



技术参数 Technical Specifications


最大流量 Max flow	50m ³ /h
最大功率 Max power	160KW
最高温度 Max temperature	-20℃到140℃
材质 Material	304 /316L, 1.431/1.4404, ASME BPE 316L, 1.4435 N2 Fe<0.05% 双相钢 Dual-phase steel 2205, 哈氏合金 Hastelloy alloy C276
表面处理 Surface treatment	≤ Ra0.8 μm, ≤ Ra0.6 μm, ≤ Ra0.4 μm
机封 Mechanical seal	单机封和双机封 Single and double mechanical seals
机封组合 Mechanical seal combination	详见配置表 See configuration table
进出口连接 Inlet/outlet connection	螺纹、卡箍、法兰、无盖法兰 Thread, clamp, flange, Aseptic flange
认证 Certification	3-A-02-12(N.O.1579); MD/0642-EC (N.O.70521616101-00); FDA 177.2600; USP CLASS-II; EGV019352004

DJ-JZ 系列多级乳化均质泵 DJ-JZ series multi-stage emulsifying homogenizing pump



系列 Model	进口 (Inlet)	出口 (Outlet)	A	A'	B	C	AA	K	D	E	F	L	LA	HA	HB	OD	F1	X	Z
JZ-130	2 1/2"	1.25/1.5"	180	170	170	205	215	13	219.2	58.2	42	455.4	109.7	133.7	200	197	12	35	7
JZ-150	2 1/2"	1.5/DN40	180	170	170	205	215	13	219.2	58.2	42	466.7	101.7	133.7	200	217	12	35	7
JZ-170	2.5"	2/DN50	180	170	170	205	215	13	230.2	58.2	42	482.7	124.7	156.2	200	237	12	35	7
JZ-190	DN65/3"	2 1/2"	235	220	250	290	275	13	213.2	65.2	48	505.8	129.7	171.2	257	257	14	42.5	5.5
JZ-210	3/DN80	2.5/DN65	235	220	250	290	275	13	244.2	96.2	48	546.8	136.7	184.2	257	283	14	42.5	5.5
JZ-240	4/DN100	3/DN80	235	220	250	290	275	13	244.2	96.2	48	571.7	153.8	199.2	257	313	14	42.5	5.5

系列 Model	进口 (Inlet)	出口 (Outlet)	A	A'	B	C	AA	K	D	E	F	L	LA	HA	HB	OD	F1	X	Z
JZ-130	2 1/2"	1.25/1.5"	180	170	170	205	215	13	219.2	58.2	42	496.7	151.2	133.7	200	197	12	35	7
JZ-150	2 1/2"	1.5/DN40	180	170	170	205	215	13	219.2	58.2	42	509.2	144.2	133.7	200	217	12	35	7
JZ-170	2.5"	2/DN50	180	170	170	205	215	13	230.2	58.2	42	525.2	167.2	156.2	200	237	12	35	7
JZ-190	DN65/3"	2 1/2"	235	220	250	290	275	13	213.2	65.2	48	550.3	174.2	171.2	257	257	14	42.5	5.5
JZ-210	3/DN80	2.5/DN65	235	220	250	290	275	13	244.2	96.2	48	593.3	183.2	184.2	257	283	14	42.5	5.5
JZ-240	4/DN100	3/DN80	235	220	250	290	275	13	244.2	96.2	48	623.2	205.3	199.2	257	313	14	42.5	5.5



DJ-JZ2 系列 多级乳化均质泵(不带电机) - 选型表
DJ-JZ2 series multi-stage emulsifying homogenizing pump selection table (without motor)

型号 Model	适用粘度 Viscosity (CPS)	流量 Flow(m³/h)	出口压力 Outlet pressure (bar)	转速 Rotate speed (r/min)	进出口 Inlet/Outlet	重量 Weight (kg)
DJ-JZ2-130	≤1500	8.0	1.5	2950	1.5/1.5"-1.25" DN40/DN40-32	49
	≤3500	4.0	1.5	1450		
	≤6000	2.7	1.5	950		
DJ-JZ2-150	≤700	12.0	2.0	2950	2 1/2" 5" DN65/40	54
	≤3000	6.0	2.0	1450		
	≤5000	4.0	2.0	950		
DJ-JZ2-170	≤1000	15.0	2.0	2950	2.5/2" DN65/50	57
	≤3000	7.5	2.0	1450		
	≤5000	5.0	2.0	950		
DJ-JZ2-190	≤500	25.0	2.0	2950	2.5/2.5" 3/2.5"	78
	≤3000	12.5	2.0	1450		
	≤5000	8.3	2.0	950		
DJ-JZ2-210	≤800	40.0	2.0	2950	3/2.5" DN80/40	89
	≤2700	20.0	2.0	1450		
	≤5000	13.3	2.0	950		
DJ-JZ2-240	≤550	65.0	2.0	2950	4/3" DN100/80	104
	≤2300	32.5	2.0	1450		
	≤6000	21.7	2.0	950		

DJ-JZ 系列多级乳化均质泵 DJ-JZ series multi-stage emulsifying homogenizing pump



DJ-JZ3 系列 多级乳化均质泵(不带电机)- 选型表
DJ-JZ3 series multi-stage emulsifying homogenizing pump selection table (without motor)

型号 Model	适用粘度 Viscosity (CPS)	流量 Flow(m³/h)	出口压力 Outlet pressure (bar)	转速 Rotate speed (r/min)	进出口 Inlet/Outlet	重量 Weight (kg)
DJ-JZ3-130	≤1500	8.0	1.5	2950	1.571.5"-1.29" DN40/DN40-32	56
	≤3500	4.0	1.5	1450		
	≤6000	2.7	1.5	950		
DJ-JZ3-150	≤700	12.0	2.0	2950	2.11.5" DN50/40	62
	≤3000	6.0	2.0	1450		
	≤5000	4.0	2.0	950		
DJ-JZ3-170	≤1000	15.0	2.0	2950	2.5/2" DN65/50	67
	≤3000	7.5	2.0	1450		
	≤5000	5.0	2.0	950		
DJ-JZ3-190	≤500	25.0	2.0	2950	2.5/2.5" 3/2.5	88
	≤3000	12.5	2.0	1450		
	≤5000	8.3	2.0	950		
DJ-JZ3-210	≤900	40.0	2.0	2950	3/2.5" DN80/65	102
	≤2700	20.0	2.0	1450		
	≤5000	13.3	2.0	950		
DJ-JZ3-240	≤650	65.0	2.0	2950	4/3" DN100/80	120
	≤2300	32.5	2.0	1450		
	≤6000	21.7	2.0	950		

PMZX 系列混合泵 PMZX series mixing pump

乳化、均质、
细化、混合、可调节、多任务、
粉液混合的解决方案
Solution for emulsification,
homogenization, refining, mixing,
adjustable, multi-tasking, mixing
powder and liquid



PM系列是一款多功能料液混合泵，它具有混合、剪切、乳化、均质、分聚、细化、破碎、物料质量改善等功能。该泵相比传统生产工艺更加简单方便和经济，提高了生产效率、提升被处理物料的质量。

典型应用：食品、饮料、乳制品、添加剂、个人护理、生物制药、增稠剂、工业应用等。

The PM series mixing pump is for mixing material and liquid with multi-functions, such as mixing, shearing, emulsifying, homogenizing, dispersing, refining, crushing and material improvement. Compared with the traditional production process, the pump is more simple, convenient and economical, which improves the production efficiency and the quality of treated materials.

Typical application: food, beverage, dairy products, additives, personal care, biopharma, thickeners, industrial applications, etc.



PMZX 系列混合泵 PMZX series mixing pump



DJ-JZ1 乳化均质泵 DJ-JZ1 Emulsification homogenization pump

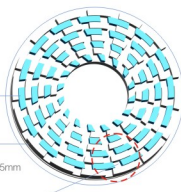
JZ1系列泵可对各种复杂的成分如稳定剂、增稠剂、胶体、香精、糖和其他各种添加剂等物料进行，乳化、均质、细化、分散、破碎、混合等功能。其强大的混合能力使物料达到高度的一致性，且提高物料质量。

JZ1 Series pumps can be used for emulsifying, homogenizing, refining, dispersing, crushing and mixing of various complex components such as stabilizers, thickeners, gels, flavors, sugars and other additives. And the strong mixing ability makes the materials reach high consistency and improves the quality of materials.

定子 Stator

转子 Rotor

定子和转子之间的间隙 0.5mm
Gap between stator and rotor is 0.5mm



技术参数 Technical Specifications


粉体最大处理量 Maximum capacity of powder	9000kg/h
增稠剂最大处理量 Maximum capacity of thickeners	3000kg/h (取决于物料粘度和浓度/Depends on the viscosity and concentration of material)
最高温度 Maximum temperature	-10°C~150°C
材质 Material	304/316L, 1.4301/1.4404, ASME BPE 316L, 1.4435 B2Z Fe<0.5%, 双相钢 Dual-phase steel 2205, 镍基合金 Hastelloy alloy C276
表面处理 Surface treatment	≤ Ra0.8μm, ≤ Ra0.6μm, ≤ Ra0.4μm
机封 Mechanical seal	单机械封和双机械封 Single and double mechanical seal
机封组合 Mechanical seal combination	详见配置表 See configuration table
进出口连接 Inlet/Outlet connection	螺纹、卡箍、法兰、无菌法兰 Thread, Clamp, Flange, Aseptic flange
认证 Certification	3-A-02-12(N.O.1579); MD0642-EC (N.O.70521616101-00); FDA 177.2600; USP CLASS-II; EGAVO 1935/2004




清洗液体灌入料斗
Cleaning liquid is poured into the hopper




清洗管路和料斗
Clean the pipes and hopper



开启最低排放阀，排干清洗液
Open bottom discharge valve to drain the cleaning solution



粉体和液体被强力吸入泵腔
Powder and liquid are strongly sucked into the pump chamber



物料被均质混合中
The material is being homogeneously mixed



均质混合物被输送到罐设备中
The homogeneous mixture is transported to the tank equipment

非常简单清晰的管路布局

- 多任务的处理；
- 配置粉体和液体比例可调节；
- 粉体进口设计有阀门，可通过阀门控制粉体被吸入的量，阀门可选择手动或气动；
- 液体进口设计有阀门，可通过阀门控制液体被吸入的流量；
- 料斗侧面设计有震动器，防止粉体堆积结块；
- 料斗上可配置音叉传感器，自动工作时防止粉体溢出料斗和粉体量过低导致混合物比例不相符。

Very Simple And Clear Piping Layout

- Multiple tasks can be handled simultaneously.
- Ratio between liquid and powder is adjustable.
- The powder inlet is designed with a valve that controls the amount of powder inhaled. The valve can be manual and pneumatic.
- The liquid inlet is designed with a valve that controls the flow of liquid inhaled.
- The side of the hopper is designed with a vibrator to prevent the powder from accumulating and agglomerating.
- The hopper can be configured with tuning fork sensor, when work automatically, the sensor can prevent mixture ratio from inconsistent caused by low amounts of powder, and also can prevent the powder from overflowing.

PMZX 系列混合泵 PMZX series mixing pump



乳化、均质、
细化、混合、可调节、多任务、
粉液混合的解决方案
Solution for emulsification,
homogenization, refining, mixing,
adjustable, multi-tasking, mixing
powder and liquid



PMZX21 混合泵选型表 Mixing pump selection table

均质混合泵 Homogeneous mixing pump	混合物料 流量 Mixed material flow (m ³ /h)	转子泵-电机或减速机 Lobe pump		乳化均质泵Emulsifying homogenizing pump		粉体处理量 Powder capacity-t/h		进口 Inlet	出口 Outlet	加料斗 容量 Hopper capacity (L)	设备总功率 Power (KW)	适用粘膏 (CP.S)	
		型号 Model	功率 Power (KW)	型号 Model	功率 Power (KW)	转速 Speed (2950-MIN)	砂糖类 Granulated sugar						脱脂牛奶 蛋白粉类 Skim milk protein powder
DJ-PMZX21-13	8	CIP-10	5.5	JZ1-130	5.5	500	450	100-300	2.5"	1.5"-DN40	50 L	11	≤500
DJ-PMZX21-15	12	CIP-10	5.5	JZ1-150	11	1000	900	300-500	2.5"	2"-DN50	50 L	16.5	≤500
DJ-PMZX21-17	15	CIP-20	7.5	JZ1-170	18.5	1800	1600	500-800	2.5"	2"-DN50	50 L	26	≤500
DJ-PMZX21-19	25	CIP-20	7.5	JZ1-190	30	3500	3200	800-1500	3"	2"-DN50-DN60-65	50 L	37.5	≤500

PMTU 系列混合泵 PMTU series mixing pump



乳化、均质、
细化、混合、可调节、多任务、
粉液混合的解决方案
Solution for emulsification,
homogenization, refining, mixing,
adjustable, multi-tasking, mixing
powder and liquid



PMTU21 混合泵选型表 Mixing pump selection table

均质混合泵 Homogeneous mixing pump	混合物料 流量 Mixed material flow (m ³ /h)	转子泵-电机或减速机 Lobe pump		乳化均质泵Emulsifying homogenizing pump		粉体处理量 Powder capacity-t/h		进口 Inlet	出口 Outlet	加料斗 容量 Hopper capacity (L)	设备总功率 Power (KW)	适用粘膏 (CP.S)	
		型号 Model	功率 Power (KW)	型号 Model	功率 Power (KW)	转速 Speed (2950-MIN)	砂糖类 Granulated sugar						脱脂牛奶 蛋白粉类 Skim milk protein powder
DJ-PMTU21-13	4	TUL-30	3.0	JZ1-130	5.5	500	450	100-200	2"	1.5"-DN40	50 L	8.5	≤2000
DJ-PMTU21-15	6	TUL-35	3.0	JZ1-150	11	1000	900	200-400	2"	2"-DN50	50 L	14	≤2000
DJ-PMTU21-17	7.5	TUL-60	3.0	JZ1-170	18.5	1800	1600	300-500	2.5"	2"-DN50	50 L	21.5	≤2000
DJ-PMTU21-19	12.5	TUL-70	5.5	JZ1-190	30	3500	3200	600-1200	3"	2"-DN50-DN60-65	50 L	35.5	≤2000

PMLG 系列混合泵 PMLG series mixing pump



乳化、均质、
细化、混合、可调节、多任务、
粉液混合的解决方案

Solution for emulsification,
homogenization, refining, mixing,
adjustable, multi-tasking, mixing
powder and liquid



PMLG21 混合泵选型表 Mixing pump selection table

均质混合泵 Homogeneous mixing pump	混合物料 流量 Mixed material flow (m ³ /h)		转子泵-电机或减速机 Lobe pump		乳化均质泵Emulsifying homogenizing pump		粉体处理量 Powder capacity-kg/h		进口 Inlet	出口 Outlet	加料斗 容量 Hopper capacity (L)	设备总功率 Power (KW)	适用粘度 (CP.S)
	型号 Model	功率 Power (KW)	型号 Model	功率 Power (KW)	转速 Speed (2950-MIN)	砂糖类 Granulated sugar	脱脂牛奶 蛋白粉类 (base on grade & density)	增稠剂粉末 Thickener powder (base on grade & density)					
DJ-PMLG21-13	4	LGR-20-18	1.5	JZ1-130	5.5	0-500	0-450	100-200	2"	1.5"-DN40	50 L	7	≤2000
DJ-PMLG21-15	6	LGR-20-39	1.5	JZ1-150	11	0-1000	0-900	200-400	3"	2"-DN50	50 L	12.5	≤2000
DJ-PMLG21-17	7.5	LGR-30-40	3.0	JZ1-170	18.5	0-1800	0-1600	300-500	3"	2"-DN50	50 L	21.5	≤2000
DJ-PMLG21-19	12.5	LGR-30-60	4.0	JZ1-190	30	0-3500	0-3200	600-1200	4"	2"-2.5" DN50-65	85 L	34	≤2000

PMZX 系列混合泵 PMZX series mixing pump



乳化、均质、
细化、混合、可调节、多任务、
粉液混合的解决方案

Solution for emulsification,
homogenization, refining, mixing,
adjustable, multi-tasking, mixing
powder and liquid



PMZX 混合泵选型表 Mixing pump selection table

均质混合泵 Homogeneous mixing pump	混合物料 流量 Mixed material flow (m ³ /h)		自吸泵-电机 Self-priming pump motor		乳化均质泵Emulsifying homogenizing pump		粉体处理量 Powder capacity-kg/h		进口 Inlet	出口 Outlet	加料斗 容量 Hopper capacity (L)	设备总功率 Power (KW)	适用粘度 (CP.S)
	型号 Model	功率 Power (KW)	型号 Model	功率 Power (KW)	转速 Speed (2950-MIN)	砂糖类 Granulated sugar	脱脂牛奶 蛋白粉类 (base on grade & density)	增稠剂粉末 Thickener powder (base on grade & density)					
DJ-PMZX-13	8	CIPU-10	5.5	JZ1-130	5.5	500	450	100-300	2.5"	1.5"-DN40	45 L	11	≤500
DJ-PMZX-15	12	CIPU-10	5.5	JZ1-150	11	1000	900	300-500	2.5"	2"-DN50	45 L	16.5	≤500
DJ-PMZX-17	15	CIPU-20	7.5	JZ1-170	18.5	1800	1600	500-800	2.5"	2"-DN50	45 L	26	≤500
DJ-PMZX-19	25	CIPU-20	7.5	JZ1-190	30	3500	3200	800-1500	3"	2"-2.5" DN50-65	65 L	37.5	≤500
DJ-PMZX-21	35	CIPU-30	11	JZ1-210	37	6000	4500	1500-3000	3"	2"- DN65-DN80	65 L	48	≤500

PMTU 系列混合泵 PMTU Series mixing pump



乳化、均质、
细化、混合、可调节、多任务、
粉液混合的解决方案

Solution for emulsification,
homogenization, refining, mixing,
adjustable, multi-tasking, mixing
powder and liquid



PMTU 混合泵选型表 Mixing pump selection table

均质混合泵 Homogeneous mixing pump	混合物料 Mixed material flow (m ³ /h)	转子泵-电机减速机 Lobe pump		乳化均质泵Emulsifying homogenizing pump		粉体处理量 Powder capacity-kg/h			进口 Inlet	出口 Outlet	加料斗 容量 Hopper capacity (L)	设备总功率 Power (KW)	适用粘度 (CP-S)
		型号 Model	功率 Power (KW)	型号 Model	功率 Power (KW)	砂糖类 Granulated sugar	脱脂牛奶 蛋白粉类 Skim milk protein powder	稠稠粉/粉体 Thickener powder (base on grade & density)					
DJ-PMTU-13	4	TUR-30	3.0	JZ1-130	5.5	500	450	100-200	2"	1.5"-DN40	45L	8.5	≤2000
DJ-PMTU-15	6	TUR-35	3.0	JZ1-150	11	1000	900	200-400	2"	2"-DN40	45L	14	≤2000
DJ-PMTU-17	7.5	TUR-60	3.0	JZ1-170	18.5	1800	1600	300-500	2.5"	2"-DN50	45L	21.5	≤2000
DJ-PMTU-19	12.5	TUR-70	5.5	JZ1-190	30	3500	3200	600-1200	3"	2"-2.5" DN50-65	65L	35.5	≤2000
DJ-PMTU-21	20	TUR-70	5.5	JZ1-210	45	5000	4500	1200-2000	3"	3" DN65-DN80	65L	50.5	≤2000
DJ-PMTU-24	30	TUR-100	7.5	JZ1-240	55	10000	9000	1500-3000	4"	4"-DN100	65L	62.5	≤2000

HHQ/HHZ 系列混合泵 HHQ/HHZ series mixing pump



乳化、混合、可调节、多任务
粉液混合的解决方案

Solution for emulsifying, mixing, adjustable,
multi-tasking powder and liquid mixing


HHQ混合泵是一款将固体/粉体混合到液体中,该混合器为奶粉的
配制,糖浆的制作,盐水的调制等提供了在线处理完美的解决办
法。在食品饮料、生物制药,中药的调制,化妆品和化学制品行
业中,它也可以用于预备固体和液体的混合。

The HHQ series mixing pump is for mixing solid or powder into
the liquid. It provides on-line perfect processing solutions for
milk powder compounding, syrup making and brine making,
etc. It also can be used for preparing solid and powder mixing,
in the food and beverage, biopharmacy, traditional chinese
medicine making, cosmetics and chemicals.


技术参数 Technical Specifications

粉体最大处理量 Max capacity of powder	9000kg/h
稠稠剂最大处理量 Max capacity of thickeners	3000kg/h(取决于物料粘度和浓度/Depends on the viscosity and concentration of the material)
最高温度 Max temperature	130°C
材质 Material	304 (316L, 1.4301/1.4404, ASME BPE 316L, 1.4435 EN2 Fe≤0.5% 双相钢 Dual-phase steel 2205, 哈氏合金 Hasteloy alloy C276
表面处理 Surface treatment	≤ Ra0.8 μm, ≤ Ra0.6 μm, ≤ Ra0.4 μm
密封 Mechanical seal	单机封和双机封 Single mechanical seal and double mechanical seal
密封组合 Mechanical seal combination	详见配置表 See configuration table
进出口连接 Inlet/Outer Connection	螺纹、卡箍、法兰、无源法兰 Thread, Clamp, Flange, Aseptic flange
认证 Certification	3-A-02-12N (O.1579); MD00642-EC (N.O.70521616101-00); FDA 177.2600; USP CLASS-II; EGV01935/2004


HHQ/HHZ 系列混合泵 HHQ/HHZ series mixing pump



简单、灵活、经济、高效
Simple, flexible, economical, and efficient



粉体和液体被强力吸入泵腔
Powder and liquid are strongly sucked into the pump chamber



物料被混合中
The material is being mixed



混合物被输送到罐设备中
The mixture is transported to the tank equipment

非常简单清晰的管路布局

- 多任务的处理;
- 配置粉体和液体比例可调节;
- 粉体进口设计有阀门, 可通过阀门控制粉体被吸入的量, 阀门可选择手动或气动;
- 液体进口设计有阀门, 可通过阀门控制液体被吸入的流量;
- 料斗侧面设计有震动器, 防止粉体堆积结块;
- 料斗上可配置音叉传感器, 自动工作时防止粉体溢出料斗和粉体重过低导致混合物比例不相符。

Very Simple And Clear Piping Layout

- Multiple tasks can be handled simultaneously.
- Ratio between liquid and powder is adjustable.
- The powder inlet is designed with a valve that controls the amount of powder inhaled. The valve can be manual and pneumatic.
- The liquid inlet is designed with a valve that controls the flow of liquid inhaled.
- The side of the hopper is designed with a vibrator to prevent the powder from accumulating and agglomerating.
- The hopper can be configured with tuning fork sensor, when work automatically, the sensor can prevent mixture ratio from inconsistent caused by low amounts of powder, and also can prevent the powder from overflowing.



带工作平台混合泵
Mixing pump with working platform

混合泵有两种系列:
HHQ系列典型应用于粉体、固体、液态等物料与液体的混合、乳化、均质等功能。

HHZ系列典型应用于粉体、固体、液态等物料与液体混合、均质、乳化、细化、分散、解聚等功能。

There are two series of mixing pumps:
HHQ series is typically used for mixing, emulsification, homogenization and other functions of powder, solid, liquid and other materials and liquids.

HHZ series is typically used for mixing, homogenizing, emulsification, refinement, dispersion, depolymerization and other functions of powder, solid, liquid and other materials with liquid.



移动式+多功能料斗+控制箱-混合泵
Mobile+Multifunctional Hopper+Control Box-Mixing Pump



移动式混合+控制箱
Mobile Mixing+Control Box

HHZ 系列混合泵 HHZ series mixing pump



HHZ 均质混合器选型表
HHZ homogenizer selection table

型号 Model	适用粘度 Viscosity (CPS)	功率 Power (kw)	流量 Flow (m ³ /h)	出口压力 Outlet pressure (bar)	转速 Rotate speed (r/min)	固体进口 Solid Inlet	液体进口 Liquid Inlet	出口 Outlet
DJ-HHZ-130	≤200	2.2	8.0	≤1.5bar	2950	3"	DN40-1.5"	DN40-1.5"
	≤500	5.5						
	≤800	7.5						
	≤1000	3.0	4.0	≤1.5bar	1450	3"	DN40-1.5"	DN40-1.5"
	≤2000	5.5						
	≤3000	7.5						
	≤5000	3.0						
DJ-HHZ-150	≤5000	5.5	12.0	1.5	2950	3"	DN40-1.5"	DN40-1.5"
	≤7000	7.5						
	≤5000	3.0						
DJ-HHZ-190	≤250	5.5	6.0	1.5	1450	3"	DN40-1.5"	DN40-1.5"
	≤350	7.5						
	≤500	11.0						
	≤500	3.0						
	≤1000	5.5						
	≤1500	7.5	4.0	1.5	950	3"	DN40-1.5"	DN40-1.5"
	≤2000	11.0						
	≤1000	3.0						
	≤2000	5.5						
	≤3000	7.5						
≤5000	11.0							

HHZ 均质混合器选型表
HHZ homogenizer selection table

型号 Model	适用粘度 Viscosity (CPS)	功率 Power (kw)	流量 Flow (m ³ /h)	出口压力 Outlet pressure (bar)	转速 Rotate speed (r/min)	固体进口 Solid Inlet	液体进口 Liquid Inlet	出口 Outlet			
DJ-HHZ-170	≤100	4.0	15.0	1.5	2950	3"	DN40-1.5"	DN50-2"			
	≤200	7.5									
	≤300	11.0									
	≤500	18.5									
	≤800	3.0									
	≤800	5.5									
	≤800	7.5	7.5	1.5	1450	3"	DN40-1.5"	DN50-2"			
	≤1000	11.0									
	≤1500	15.0									
	≤2000	18.5									
	≤1000	4.0									
	≤2000	7.5									
	≤3000	11.0									
≤4000	15.0	5.5	1.5	950	3"	DN40-1.5"	DN50-2"				
≤1000	4.0										
≤2000	7.5										
≤5000	22.0										
DJ-HHZ-190	≤120	7.5	25.0	1.5	2950	DN80	DN50-2"	DN65-2.5"			
	≤200	11.0									
	≤320	22.0									
	≤500	30.0				4"	DN65-2.5"	DN65-2.5"			
	≤500	7.5									
	≤700	11.0									
	≤700	11.0	12.5	1.5	1450	DN80	DN50-2"	DN65-2.5"			
	≤1000	15.0									
	≤1300	22.0									
	≤1800	30.0				4"	DN65-2.5"	DN65-2.5"			
	≤1000	7.5									
	≤2000	15.0									
	≤3000	22.0	8.3	1.5	950	DN80	DN50-2"	DN65-2.5"			
≤4000	30.0										
≤4000	30.0	40.0				1.5	2950	4"	DN65-2.5"	DN65-2.5"	
≤120	11.0										
≤220	22.0										
≤320	30.0										
≤500	11.0										
≤700	15.0										
≤1000	22.0		20.0	1.5	1450			4"	DN65-2.5"	DN65-2.5"	
≤1500	30.0										
≤800	7.5										
≤1200	11.0										
≤1500	15.0										
≤2000	18.5										
≤3000	30.0										
DJ-HHZ-240	≤120	15.0	66.0	1.5	2950	4"	DN65-2.5"	DN65-2.5"			
	≤150	22.0									
	≤200	30.0									
	≤300	11.0				32.5	1.5	1450	4"	DN65-2.5"	DN65-2.5"
	≤500	18.5									
	≤800	30.0									
	≤800	7.5	21.7	1.5	950	4"	DN65-2.5"	DN65-2.5"			
	≤500	3.0									
	≤800	11.0									
	≤1000	15.0									
	≤1500	22.0									
	≤2000	30.0									
	≤2000	30.0									

HHQ 系列混合泵 HHQ series mixing pump



HHQ 混合泵选型表
HHQ mixing pump selection table

型号 Model	功率 Power	出口压力 Outlet pressure (bar)	流量 Flow(m ³ /h)	适用物料粘度(μ) Applicable mixture viscosity	加料斗容量 Hopper volume	固体吸入量 Solid suction volume	固体进口 Solid Inlet	液体进口 Liquid Inlet	出口 Outlet	连接方式 Connection way
HHQ-10	3KW	3.0	10	≤300	45L	2000kg/h	3"	DN40-1.5"	DN50-2"	卡箍/螺纹 Clamp/ Thread
	4KW			≤500						
HHQ-20	4KW	3.0	20	≤300	45L	3000kg/h	3"	DN40-1.5"	DN50-2"	卡箍/螺纹 Clamp/ Thread
	5.5KW			≤500						
HHQ-30	5.5KW	3.0	30	≤300	45L	4200kg/h	DN80	DN50-2"	DN65-2.5"	卡箍/螺纹 Clamp/ Thread
	7.5KW			≤500						
HHQ-40	7.5KW	3.0	40	≤300	45L	5500kg/h	DN80	DN50-2"	DN65-2.5"	卡箍/螺纹 Clamp/ Thread
	11KW			≤500						
HHQ-50	11KW	3.0	50	≤300	65L	7000kg/h	4"	2.5"	DN80-3"	卡箍/螺纹 Clamp/ Thread
	15KW			≤500						
HHQ-60	15KW	3.0	60	≤300	65L	9000kg/h	4"	2.5"	DN80-3"	卡箍/螺纹 Clamp/ Thread
	22KW			≤500						

料斗 Hopper



非常简单、灵活、经济、丰富的组合
Simple, flexible, economic and plenty combination

料斗可配置所有系列泵，也可配置各种功能
Hoppers can be configured with all series of pumps and
also with various functions



多功能盖子
Multi-function cover



控制阀
Control valve



气动震动器
Pneumatic vibrator



电动震动器
Electric vibrator



视镜+LED灯
Sight glass + LED light




音叉位置传感器
Tuning fork position sensor

HYGS 恒压供水系统

HYGS constant pressure water supply system

节能、恒压、全自动、
变频调节流量和压力设定范围非常广泛

Energy saving, constant pressure,
full automatic control, flow regulated by variable
frequency and very wide setting range of pressure



恒压供水系统是一款全自动控制的恒压供水设备，在用水量不超过单台泵出水流量时由单台泵供水保压，当用水量超过单台泵出水流量时，通过压力传感器感知管内流体压力下降时，经分析运算后，微电脑控制器再根据运算结果输出信号给变频器，由变频器控制泵组主泵运行并根据用水量调节水泵台数，从而大幅度地节约电能和节水。


The constant pressure water supply system is a fully automatic controlled constant pressure water supply equipment. When the water consumption does not exceed the water output of a single pump, the water supply is maintained by a single pump. When the water consumption exceeds the water output of a single pump, the pressure sensor is used. When the pressure of the fluid in the sensing tube drops, after analysis and calculation, the microcomputer controller outputs a signal to the frequency converter according to the calculation result, and the frequency converter controls the operation of the frequency conversion main pump and adjusts the number of pumps according to the water consumption, thereby greatly saving electricity and water.

技术特点

- 节电23-55%；
- 对多台泵组均能可靠的实现软启动交替运行，大大延长设备的使用寿命；
- 欠压、过压、过流、过载、短路、过热、失速等各种自动保护功能；
- 采用数字PID调节，恒压精度高，水压波动小；
- 可实现恒压变量和变压变量等多种工况的要求。

Technical Features

- Power saving 23-55%.
- It can reliably realize soft-start and alternate operation for multiple pump sets, greatly prolonging the equipment's service life.
- Various automatic protection functions such as undervoltage, overvoltage, overcurrent, overload, short circuit, overheating, stall, etc.
- Adopt digital PID adjustment, high precision constant pressure and small fluctuation of water pressure.
- It can meet requirements of various working condition such as constant pressure variable flow and variable pressure variable flow.



技术参数 Technical Specifications

流量要求 Traffic demand	1m ³ 到500m ³ /h, 自动变频控制, 具体根据用户需求而定义 1m ³ to 500m ³ /h, automatic frequency conversion control, defined according to user needs
最大压力 (Greatest pressure)	21bar, 通过触摸屏或上位机PLC设定所需压力 21bar, set the required pressure through the touch screen or the upper computer PLC
过滤材质 Overflow material	SS304/316L
卫生认证 Hygiene certification	美国U.S. 3A-G2-12卫生标准 Sanitary Standard
安全认证 Safety certificate	德国Germany TUV MD06/42/EC
密封认证 Seal certification	FDA177.2600

HYGS-MINI 系列恒压供水系统 HYGS-MINI constant pressure water supply system



HYGS-MINI系列是一台小型的全自动供水设备。通过触摸屏设定所需压力和流量需求，形成PID闭环控制，从而达到压力和流量的需求。

HYGS-MINI series is a small fully automatic water supply equipment. The required pressure and flow are set through the touch screen to form PID closed-loop control, so as to meet the pressure and flow requirements.



技术特点

- 节能、高效、经济
- 最大流量: 0-60m³/h
- 最大压力: 8 bar
- 自动根据流量求变频或启动多台泵组
- 过流材质: SS304/316L
- 卫生认证: 美国3A-02-12卫生标准
- 安全认证: 德国TUV MD/06/42/EC
- 密封认证: FDA177.2600

Technical Features

- Energy saving, efficient and economical
- Maximum flow: 0-60m³/h
- Maximum pressure: 8 bar
- Automatically seek frequency conversion or start multiple pump groups according to the flow
- Overflow material: SS304/316L
- Hygienic certification: American 3A-02-12 sanitation standard
- Safety certification: Germany TUV MD/06/42/EC
- Sealing certification: FDA177.2600

泵系列-专用控制箱 Pump series-special control box



控制1个电机-控制箱 Control 1 motor - control box

- A1: 简易型, 开关控制箱
- A2: 按钮功能, 开关控制箱
- A3: 多功能, 开关控制箱《可附加功能》
- B1: 简易型, 单变频控制箱
- B2: 多功能, 单变频控制箱《可附加功能》

- A1: Simple type: switch control box
- A2: Button function: switch control box
- A3: Multi-function: switch control box "additional functions"
- B1: Simple type: single frequency conversion control box
- B2: Multi-function: single frequency conversion control box "additional functions"


控制2个电机-控制箱 Control 2 motors - control box

- C1: 简易型, 单变频-单开关-控制箱
- C2: 多功能, 单变频-单开关-控制箱《可附加功能》
- D1: 简易型, 双变频控制箱
- D2: 多功能, 双变频控制箱《可附加功能》


- C1: Simple type: single frequency conversion - single switch - control box
- C2: Multi-function: single frequency conversion - single switch - control box "additional functions"
- D1: Simple type: double frequency conversion control box
- D2: Multi-function: double frequency conversion control box "additional functions"

控制箱-适配泵系列 Control box-adapted pump series

控制箱系列 Control box series	A1-A2-A3, B1-B2	C1-C2, D1-D2
泵系列 Pump series	离心泵 Centrifugal pump	均质泵 Homogenizer pump
	自吸泵 self-priming pump	正压泵 Siro pump
	柔性叶轮泵 Flexible Impeller Pump	混合器 Mixer
	转子泵 Rotor pump	均质混合器 Homogeneous mixing pump
	螺杆泵 screw pump	



控制箱-A1系列 Control Box-A1 Series



- a: 适用范围: 单个电机-系列泵
 - b: 功率范围: $\leq 5.5\text{kw}$
 - c: 功能: 通电指示、正转、反转
 - d: 较低成本、小功率、开关控制型
- a: Scope of application: single motor-series pump
b: Power range: $\leq 5.5\text{kw}$
c: Function: power-on indication, forward rotation, reverse rotation
d: lower cost, low power, switch control type

开关型
控制箱
Switch
type control
box

泵系列-专用控制箱 Pump series-special control box

控制箱-A2系列 Control Box-A2 Series



- a: 适用范围: 单个电机-系列泵
b: 功能: 通电指示、启动指示、启动、停止、正转、反转、急停
- a: Scope of application: single motor-series pump
b: Function: power-on indication, start indication, start, stop, forward rotation, reverse rotation, emergency stop

功率范围 Power range

≤ 4kw	5.5-7.5kw	11-15kw	18.5-22kw	30-37kw	45-55kw
-------	-----------	---------	-----------	---------	---------

泵系列-适配-推荐
《简易-开关控制型》
离心泵、自吸泵、转子泵、螺杆泵、正弦泵、单级均质泵、多级均质泵、混合器、柔性叶轮泵

Pump series-fit-recommended
"Simple-Switch Control Type"
Centrifugal pump, self-priming pump, rotor pump, screw pump, sinusoidal pump, single-stage homogeneous pump, Multistage Homogenizer Pumps, Mixers, Flexible Impeller Pumps

开关型
控制箱
Switch
type control
box

控制箱-B1系列 Control Box-B1 Series



- a: 适用范围: 单个电机-系列泵
b: 功能: 通电指示、启动指示、启动、停止、急停
c: 附加功能: 不可附加功能, 如需则定制, 价格另议
- a: Scope of application: single motor-series pump
b: Function: power-on indication, start indication, start, stop, emergency stop
c: Additional functions: Additional functions are not available, if necessary, they can be customized, and the price is negotiable

功率范围 Power range

≤ 4kw	5.5-7.5kw	11-15kw	18.5-22kw	30-37kw	45-55kw	75-90kw
-------	-----------	---------	-----------	---------	---------	---------

泵系列-适配-推荐
《简易-变频控制型》
离心泵、自吸泵、转子泵、螺杆泵、正弦泵、单级均质泵、多级均质泵、混合器、柔性叶轮泵

Pump series-fit-recommended
"Simple-Inverter Control Type"
Centrifugal pumps, self-priming pumps, rotor pumps, screw pumps, sinusoidal pumps, single-stage homogeneous pumps, multi-stage homogeneous pumps, mixers, flexible impeller pumps

变频型
控制箱
Frequency
conversion
control
box

控制箱-A3系列 Control Box-A3 Series



- a: 适用范围: 单个电机-系列泵
b: 功能: 通电指示、启动指示、启动、停止、正转、反转、急停
c: 附加功能: 气动阀门、调节阀、防缺液功能、震动器
- a: Scope of application: single motor-series pump
b: Function: power-on indication, start indication, start, stop, forward rotation, reverse rotation, emergency stop
c: Additional functions: pneumatic valve, regulating valve, anti-liquid shortage function, vibrator

功率范围 Power range

≤ 4kw	5.5-7.5kw	11-15kw	18.5-22kw	30-37kw	45-55kw
-------	-----------	---------	-----------	---------	---------

泵系列-适配-推荐
《多功能-开关控制型》
离心泵、自吸泵、转子泵、螺杆泵、正弦泵、单级均质泵、多级均质泵、混合器、柔性叶轮泵

Pump series-fit-recommended
"Multi-function - switch control type"
Centrifugal pumps, self-priming pumps, rotor pumps, screw pumps, sinusoidal pumps, single-stage homogeneous pumps, multi-stage homogeneous pumps, mixers, flexible impeller pumps

开关型
控制箱
Switch
type control
box

控制箱-B2系列 Control Box-B2 Series



- a: 适用范围: 单个电机-系列泵
b: 功能: 通电指示、启动指示、启动、停止、急停
c: 附加功能: 气动阀门、调节阀、防缺液功能、震动器
- a: Scope of application: single motor-series pump
b: Function: power-on indication, start indication, start, stop, emergency stop
c: Additional functions: pneumatic valve, regulating valve, anti-liquid shortage function, vibrator

功率范围 Power range

≤ 4kw	5.5-7.5kw	11-15kw	18.5-22kw	30-37kw	45-55kw	75-90kw
-------	-----------	---------	-----------	---------	---------	---------

泵系列-适配-推荐
《多功能-变频控制型》
离心泵、自吸泵、转子泵、螺杆泵、正弦泵、单级均质泵、多级均质泵、混合器、柔性叶轮泵

Pump series-fit-recommended
"Multi-function - switch control type"
Centrifugal pumps, self-priming pumps, rotor pumps, screw pumps, sinusoidal pumps, single-stage homogeneous pumps, multi-stage homogeneous pumps, mixers, flexible impeller pumps

变频型
控制箱
Frequency
conversion
control
box

泵系列-专用控制箱

Pump series-special control box

控制箱-C系列 Control Box-C Series



可控制2个电机

- 第一个：电机开关控制
- 第二个：电机变频控制
- 可配置1个变频器

Can control 2 motors

- The first one: motor switch control
- Second one: motor frequency conversion control
- One inverter can be configured

控制箱-技术参数

- C1-系列-功能：电源指示灯、启动、停止、急停等功能
- C2-系列-功能：电源指示灯、启动、停止、急停、振荡器、缺液保护、物位传感器、气动阀门控制等功能

Control box - technical parameters

- C1-series-function: power indicator, start, stop, emergency stop and other functions
- C2-series-function: power indicator, start, stop, emergency stop, vibrator, lack of liquid protection, level sensor, pneumatic valve control and other functions

控制箱-D系列 Control Box-D Series



可控制2个电机

- 2个电机变频控制
- 2个变频器

Can control 2 motors

- 2 motors with variable frequency control
- 2 inverters

控制箱-技术参数

- D1-系列-功能：电源指示灯、启动、停止、急停等功能
- D2-系列-功能：电源指示灯、启动、停止、急停、振荡器、缺液保护、物位传感器、气动阀门控制等功能

Control box - technical parameters

- D1-series-function: power indicator, start, stop, emergency stop and other functions
- D2-series-function: power indicator, start, stop, emergency stop, vibrator, lack of liquid protection, level sensor, pneumatic valve control and other functions

IP65 防护等级控制箱 IP65 grade control box



变频器系列 Inverter series



变频器合作品牌 Inverter Cooperative Brand

台湾台达、西门子、ABB，也可根据用户偏好。
Taiwan Delta, Siemens, ABB, also according to user preference.

技术参数 Technical parameter

标准输入电压和频率：三相-AC380V/415V/440V/480V-50HZ/60HZ

低电压输入电源和频率：三相-AC220V/230V-50HZ/60HZ

单相输入电源和频率：单相-AC220V/230V-50HZ/60HZ

标准防护等级：IP20；可选防护等级IP40

Standard input voltage and frequency: three-phase-AC380V/415V/440V/480V-50HZ/60HZ

Low voltage input power supply and frequency: three-phase-AC220V/230V-50HZ/60HZ

Single-phase input power and frequency: single-phase-AC220V/230V-50HZ/60HZ

Standard protection grade: IP20; optional protection grade IP40

选型 Selection

确定电压、功率

注意：均质混合泵一般情况《2台电机》，如需2台电机需要控制转速或流量，则必须配置2台变频器，理论上2台电机功率则不相同，因此则需要选择两台不同功率的变频器。

Determine voltage and power

Note: The general condition of the homogeneous mixing pump is "2 motors". If 2 motors need to control the speed or flow, 2 inverters must be configured. In theory, the powers of the 2 motors are different, so you need to choose two different motors' power inverter.



全自动机封水冷系统

Fully automatic machine sealing water cooling system

全自动机封水冷系统是一款具有压力可设定、储水罐自动加液、循环水过滤等全自动控制的工作站。该工作站设计主要为解决泵及机械密封水冲洗、冷却循环和各种设备上所需液体循环或作其他用途等工况上。

The fully automatic machine-sealed water cooling system is a workstation with fully automatic control such as pressure setting, automatic liquid filling of water storage tanks, and circulating water filtration. The design of this workstation is mainly to solve the working conditions of pump double mechanical seal water flushing, cooling circulation and liquid circulation required on various equipment or used for other purposes.



全自动水冷系统 Fully automatic water cooling system

最多可支持6台泵机封冷却
最多支持5台均质液混合泵机封冷却系统
电源 AC 220V/AC110V
最高压力: ≤5bar
最高温度: ≤100°C
最大流量: 4000L/min

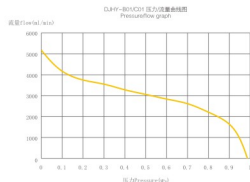
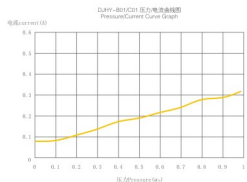
Supports up to 6 pumps for seal cooling
Support up to 5 homogeneous mixing pumps for mechanical seal cooling system
Power supply: AC 220V/AC110V
Maximum pressure: ≤5bar
Maximum temperature: ≤100°C
Maximum flow: 4000L/min

技术特点

Technical Features

- 储水罐液位自动控制(透明可视)
- 循环水过滤后重复利用。
- 压力可设定(可保压)
- 压力上升至设定最高压力时停止供水直至下降至设定最低压力值自动供水。
- 压力下降至设定最低压力时启动供水直至达到最高压力值。

- Automatic control of the liquid level of the water storage tank (transparent and visual inspection)
- Recycle back water after filtration and reuse.
- Pressure can be set (pressure can be maintained)
- When the pressure rises to the set maximum pressure, stop the water supply until it drops to set the minimum pressure value to start the water supply.
- When the pressure drops to the set minimum pressure, start the water supply until it reaches the maximum pressure value.




B01-水冷系统 B01-Water cooling system




型号 Model	供水参数 (mL)-每分钟 Water supply parameters (mL) - per minute				电源参数 Power parameters		
	最大流量 (mL) Max flow	最高压力 (bar) Max pressure	工作流量 (mL) Working flow	工作压力 (bar) Work pressure	单相电源 single phase power	工作电流 Working current	最大电流 Max current
DJHY-B01	4000	5bar	3500	3bar	220V	0.3A	0.35A



长length×宽width×高height
375mm×350mm×210mm



直装式
Direct mount



落地式
Floor-standing

C01-水冷系统 C01-Water cooling system



型号 Model	供水参数 (mL)-每分钟 Water supply parameters (mL) - per minute				电源参数 Power parameters		
	最大流量 (mL) Max flow	最高压力 (bar) Max pressure	工作流量 (mL) Working flow	工作压力 (bar) Work pressure	单相电源 single phase power	工作电流 Working current	最大电流 Max current
DJHY-C01	4000	5bar	3500	3bar	220V	0.3A	0.35A



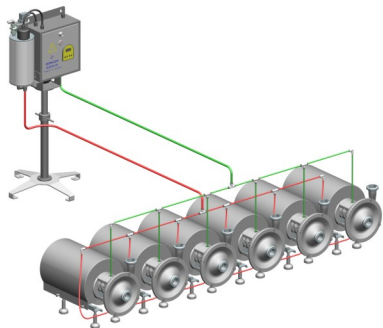
长length×宽width×高height
380mm×260mm×750mm

全自动机封水冷系统

Fully automatic machine sealing water cooling system

B01水冷系统-典型应用

B01 Water Cooling System-Typical Application

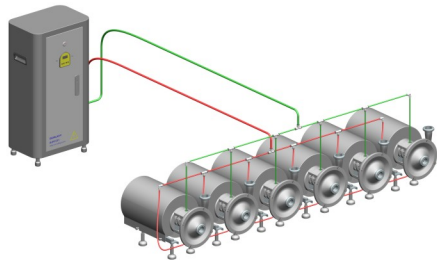


1台水冷系统，
可同时满足6台泵机封
水冷循环使用。

1 set of water cooling system
can satisfy 6 sets
of pump seal water cooling cycle
at the same time.

C01水冷系统-典型应用

C01 Water Cooling System-Typical Application



1台箱体式水冷系统，
可同时满足6台泵机封
水冷循环使用。

1 box-type water cooling system
can meet 6 pump seal water
cooling cycles
at the same time.

泵用-仪器-仪表-阀门

Pump-Instrument-Instrument-Valve

控制阀门

Control valve

泵用阀门可根据用户或工况需求进行配置，来满足各种多任务需求，如调节入口流量、出口流量、调节粉体进给量等各种功能需求。具体阀门自控或手动等则参照如下：

Pump valves can be configured according to the needs of users or working conditions to meet various multi-task requirements, such as adjusting the inlet flow, outlet flow, adjusting the amount of powder feeding and other functional requirements. For specific valve automatic control or manual, please refer to the following:



编号Numbering	5#	6#	7#	8#	9#	10#
名称Name	卧式调节阀 Horizontal control valve	立式调节阀 Vertical control valve	卧式气动阀门 Horizontal pneumatic valve	立式气动阀门 Vertical pneumatic valve	手动阀门 Manual valve	手动蝶阀 Manual line turning valve



操作面板 Operator panel



移动式固定操作面板，可通过操作面板控制阀门开度比例%
无需外接PLC或其他上位机对其进行控制
Mobile or fixed panel can control the valve opening percentage % through the operation panel
No need for external PLC or other host computer to control it

名称Name
移动式操作面板Mobile panel
固定操作面板Fixed panel

仪表 Meter



- 变送器：温度、压力、液位、流量、P1100、等各种变送器
- 开关：隔膜压力表、压力开关、液位开关、温度开关
- 传感器：电感传感器、防爆电感传感器、PNP NPN
- 电源筒：柜板式、接管式
- 气源附件：气源过滤器减压阀
- 防护等级：IP69 IP65
- 防爆等级：可根据用户定义
- 电源：DC 24V AC220V AC110V
- 输出信号：4-20mA, 0-5V, 0-10V

- Transmitter: Temperature, pressure, liquid level, flow, P1100 etc.
- Switch: diaphragm pressure gauge, pressure switch, liquid level switch, temperature switch
- Sensor: inductive sensor, explosion-proof inductive sensor, PNP NPN
- Solenoid valve: namur-mount, tracheal connection type
- Air source accessories: air source filter pressure reducing valve
- Protection level: IP69 IP65
- Explosion-proof grade: can be defined according to users
- Power supply: DC 24V AC220V AC110V
- Output signal: 4-20mA, 0-5V, 0-10V
- Material: 316L/304

东正选用的仪表产品都具有高洁净的等级且都为国内或国际一线品牌 如 SMC、FESTO、P+F、ANDERSON-NEGELE、LABOM、AirTAC等各种优质的合作伙伴。

The instrument products selected by DONJOY all have high grade of cleanliness and are all domestic or international top brands,such as SMC,FESTO,P+F,ANDERSON-NEGELE,LABOM,AirTAC etc various high-quality partners.

温度变送器系列 Temperature transmitter series



- 材质：304/1.4301，316L/1.4404
- 探头：长度可根据用户需求定义
- 温度：可根据用户需求定义如150℃
- 模拟量输出：4-20mA, PT100
- 开关量输出：PNP NPN
- 压力：10bar(适用于真空环境)
- 供电：DC 24V
- 防护：IP65/IP69
- Material: 304/1.4301, 316L/1.4404
- Probe: length can be defined according to user needs
- Temperature: can be defined as 150℃ according to user requirements
- Analog output: 4-20mA, PT100
- Switch output: PNP NPN
- Pressure: 10bar (suitable for vacuum environment)
- Power supply: DC 24V
- Protection: IP65/IP69

压力变送器系列 Pressure transmitter series



- 材质：304/1.4301，316L/1.4404
- 压力：0.5.....30bar(根据用户需求)
- 温度：-30℃-150℃
- 模拟量输出：4-20mA, 0-5V, 0-10V
- 开关量输出：PNP NPN
- 供电：DC 24V
- 防护：IP65/IP69

- Material: 304/1.4301, 316L/1.4404
- Pressure: 0.5.....30bar (according to user requirements)
- Temperature: -30℃-150℃
- Analog output: 4-20mA, 0-5V, 0-10V
- Switch output: PNP NPN
- Power supply: DC 24V
- Protection: IP65/IP69

液位变送器系列 Liquid level transmitter series



- 材质：304/1.4301，316L/1.4404
- 液位：根据用户实际需求
- 温度：-30℃-150℃
- 模拟量输出：4-20mA, 0-5V, 0-10V
- 开关量输出：PNP NPN
- 压力：10bar(适用于真空环境)
- 供电：DC 24V
- 防护：IP65/IP69
- Material: 304/1.4301, 316L/1.4404
- Liquid level: According to the actual needs of users
- Temperature: -30℃-150℃
- Analog output: 4-20mA, 0-5V, 0-10V
- Switch output: PNP NPN
- Pressure: 10bar (suitable for vacuum environment)
- Power supply: DC 24V
- Protection: IP65/IP69

流量变送器系列
Flow transmitter series



- 材质: 304/1.4301, 316L/1.4404
 - 流量: 根据用户定义
 - 温度: -30°C~150°C (根据用户定义)
 - 模拟量输出: 4~20mA, 0~5V, 0~10V
 - 开关量输出: PNP NPN
 - 压力: 10bar (适用于真空环境)
 - 供电: DC 24V
 - 防护: IP65/IP69
 - 防爆: 1. 本安防爆等级 Ex ia II Bt4; 2. 隔爆等级 EXD II BT4
- Material: 304/1.4301, 316L/1.4404
 - Flow: According to user definition
 - Temperature: -30°C~150°C (according to user definition)
 - Analog output: 4~20mA, 0~5V, 0~10V
 - Switch output: PNP NPN
 - Pressure: 10bar (suitable for vacuum environment)
 - Power supply: DC 24V
 - Protection: IP65/IP69
 - Explosion-proof: 1. Intrinsically-safe explosion-proof Ex ia II Bt4, 2. EXD II BT4

震动器系列
Vibrator series



电动震动器
Electric vibrator


- 供电: 单相 AC 220V 110V, 三相 AC380V
- 噪音: 噪音低于40分贝
- Power supply: single-phase AC 220V 110V, three-phase AC380V
- Noise: The noise is less than 40 decibels



气动震动器
Pneumatic vibrator

- 气源压力: 1bar~7bar
- 噪音: 随着压力变化噪音会增加
- Air source pressure: 1bar~7bar
- Noise: As the pressure changes, the noise will increase

传感器系列
Sensor series



音叉物位传感器
Tuning fork level sensor

防爆电感传感器
Explosion-proof inductive sensor

电感传感器
Inductive sensor

航空电感传感器
Aviation plug inductance sensor

音叉物位传感器 Tuning fork level sensor

- 环境温度: 80°C
- 模拟量输出: 4~20mA, 0~5V, 0~10V
- 开关量输出: PNP NPN
- 供电: DC 24V AC220V/110V
- 防护: IP65/IP69

- Environmental temperature: 80°C
- Analog output: 4~20mA, 0~5V, 0~10V
- Switch output: PNP NPN
- Power supply: DC 24V AC220V/110V
- Protection: IP65/IP69

气源控制系列
Air source control series



侧面安装电磁阀(NAMUR标准)
Side-mounted solenoid valve(NAMUR standard)

接管电磁阀
Take over solenoid valve

气源减压阀
Air source pressure reducing valve

- 电磁阀
- 供电: DC 24V; AC 220V 110V
- 压力: ≤8bar
- 防护: IP65/IP69
- 防爆: 1. 本安防爆等级 Ex ia II Bt4; 2. 隔爆等级 EXD II BT4

- Solenoid valve
- Power supply: DC 24V; AC 220V 110V
- Pressure: ≤8bar
- Protection: IP65/IP69
- Explosion-proof: 1. Current explosion-proof grade Ex ia II Bt4, 2. EXD II BT4